

Apple Inc. (AAPL)

NasdaqGS - NasdaqGS Real Time Price. Currency in USD

Follow

Visitors trend 2W ↓ 10W ↑ 9M ↑

Quote Lookup

191.24 +1.29 (+0.68%) 191.30 +0.06 (+0.03%)

At close: 04:00PM EST

After hours: 07:59PM EST

Summary Company Insights Chart Conversations Statistics Historical Data Profile Financials Analysis Options Holders Sustainability

Advertisement



Major Holders Insider Roster Insider Transactions

Major Holders Breakdown

Currency in USD

0.07%	% of Shares Held by All Insider
61.32%	% of Shares Held by Institutions
61.36%	% of Float Held by Institutions
5,762	Number of Institutions Holding Shares

Top Institutional Holders

Holder	Shares	Date Reported	% Out	Value
Vanguard Group Inc	1,299,997,133	Sep 29, 2023	8.36%	248,611,458,856
Blackrock Inc.	1,031,407,553	Sep 29, 2023	6.63%	197,246,386,101
Berkshire Hathaway, Inc	915,560,382	Sep 29, 2023	5.89%	175,091,772,483
State Street Corporation	569,291,690	Sep 29, 2023	3.66%	108,871,345,922
FMR, LLC	298,321,726	Sep 29, 2023	1.92%	57,051,048,518
Geode Capital Management, LLC	296,103,070	Sep 29, 2023	1.90%	56,626,752,733
Price (T.Rowe) Associates Inc	216,307,878	Sep 29, 2023	1.39%	41,366,719,776
Morgan Stanley	206,732,960	Sep 29, 2023	1.33%	39,535,612,406
Northern Trust Corporation	168,874,976	Sep 29, 2023	1.09%	32,295,651,337
Norges Bank Investment Management	167,374,278	Dec 30, 2022	1.08%	32,008,657,844

Top Mutual Fund Holders

Holder	Shares	Date Reported	% Out	Value
Vanguard Total Stock Market Index Fund	465,990,265	Jun 29, 2023	3.00%	89,115,980,838
Vanguard 500 Index Fund	353,157,634	Sep 29, 2023	2.27%	67,537,867,866
Fidelity 500 Index Fund	169,378,703	Aug 30, 2023	1.09%	32,391,984,092
SPDR S&P 500 ETF Trust	165,192,563	Sep 29, 2023	1.06%	31,591,426,655
iShares Core S&P 500 ETF	138,678,373	Sep 29, 2023	0.89%	26,520,852,814
Vanguard Growth Index Fund	128,896,004	Sep 29, 2023	0.83%	24,650,072,513

People Also Watch

Symbol	Last Price	Change	% Change
AMZN	147.03	+0.94	+0.64%
Amazon.com, Inc.			
TSLA	238.83	-1.25	-0.52%
Tesla, Inc.			
GOOG	133.32	-0.60	-0.45%
Alphabet Inc.			
META	324.82	-2.33	-0.71%
Meta Platforms, Inc.			
MSFT	374.51	-4.40	-1.16%
Microsoft Corporation			

Similar to AAPL

Symbol	Last Price	Change	% Change
SONY	86.14	+0.19	+0.22%
Sony Group Corporation			
SONO	15.67	+0.57	+3.77%
Sonos, Inc.			
1810.HK	15.160	-0.460	-2.94%
Xiaomi Corporation			
SMSN.IL	1,378.00	-13.00	-0.93%
Samsung Electronics Co., Ltd.			
005930...	72,000.00	-800.00	-1.10%
Samsung Electronics Co., Ltd.			

Data Disclaimer Help Suggestions Terms and Privacy Policy Your Privacy Choices CA Privacy Notice About Our Ads Sitemap © 2023 Yahoo. All rights reserved.

Walmart Inc. (WMT)

NYSE - Nasdaq Real Time Price. Currency in USD

Follow

Visitors trend 2W ↓ 10W ↑ 9M ↑

Quote Lookup

154.34 -1.35 (-0.87%) **154.37** +0.03 (+0.02%)

At close: 04:00PM EST

After hours: 07:59PM EST

Dividend WMT announced a cash dividend of 0.57 with an ex-date of Dec. 7, 2023

Summary Company Insights Chart Conversations Statistics Historical Data Profile Financials Analysis Options **Holders** Sustainability

Advertisement



Major Holders Insider Roster Insider Transactions

Major Holders Breakdown

Currency in USD

47.24%	% of Shares Held by All Insider
33.53%	% of Shares Held by Institutions
63.56%	% of Float Held by Institutions
3,474	Number of Institutions Holding Shares

Top Institutional Holders

Holder	Shares	Date Reported	% Out	Value
Vanguard Group Inc	137,214,807	Sep 29, 2023	5.10%	21,177,732,809
Blackrock Inc.	99,750,384	Sep 29, 2023	3.71%	15,395,473,901
State Street Corporation	64,240,021	Sep 29, 2023	2.39%	9,914,804,605
Geode Capital Management, LLC	26,414,885	Sep 29, 2023	0.98%	4,076,873,254
Morgan Stanley	24,087,268	Sep 29, 2023	0.89%	3,717,628,854
Bank of America Corporation	20,980,804	Sep 29, 2023	0.78%	3,238,177,212
Norges Bank Investment Management	18,328,064	Dec 30, 2022	0.68%	2,828,753,330
Price (T.Rowe) Associates Inc	18,085,569	Sep 29, 2023	0.67%	2,791,326,653
FMR, LLC	16,873,127	Sep 29, 2023	0.63%	2,604,198,359
JP Morgan Chase & Company	14,829,692	Sep 29, 2023	0.55%	2,288,814,608

Top Mutual Fund Holders

Holder	Shares	Date Reported	% Out	Value
Vanguard Total Stock Market Index Fund	46,251,626	Jun 29, 2023	1.72%	7,138,475,787
Vanguard 500 Index Fund	34,298,219	Sep 29, 2023	1.27%	5,293,586,994
SPDR S&P 500 ETF Trust	16,044,630	Sep 29, 2023	0.60%	2,476,328,135
Fidelity 500 Index Fund	16,068,607	Aug 30, 2023	0.60%	2,480,028,745
iShares Core S&P 500 ETF	13,467,539	Sep 29, 2023	0.50%	2,078,579,919

People Also Watch

Symbol	Last Price	Change	% Change
HD The Home Depot, Inc.	319.62	+6.13	+1.96%
JNJ Johnson & Johnson	158.38	+3.72	+2.41%
TGT Target Corporation	134.78	+0.97	+0.72%
KO The Coca-Cola Company	58.64	+0.20	+0.34%
PG The Procter & Gamble Company	152.66	-0.86	-0.56%

Similar to WMT

Symbol	Last Price	Change	% Change
TGT Target Corporation	134.78	+0.97	+0.72%
COST Costco Wholesale Corporation	596.25	+3.51	+0.59%
DLTR Dollar Tree, Inc.	126.15	+2.56	+2.07%
DG Dollar General Corporation	134.69	+3.57	+2.72%
BIG Big Lots, Inc.	6.38	+1.11	+21.06%

Data Disclaimer Help Suggestions
 Terms and Privacy Policy
 Your Privacy Choices
 CA Privacy Notice
 About Our Ads Sitemap

 © 2023 Yahoo. All rights reserved.

Costco Wholesale Corporation (COST)

NasdaqGS - NasdaqGS Real Time Price. Currency in USD

Follow

Visitors trend 2W ↑ 10W ↑ 9M ↑

Quote Lookup


596.25 **+3.51 (+0.59%)** **596.31** **+0.06 (+0.01%)**

At close: 04:00PM EST

After hours: 07:59PM EST

Summary Company Insights Chart Conversations Statistics Historical Data Profile Financials Analysis Options Holders Sustainability

Advertisement



Major Holders Insider Roster Insider Transactions

Major Holders Breakdown

Currency in USD

0.20%	% of Shares Held by All Insider
70.55%	% of Shares Held by Institutions
70.69%	% of Float Held by Institutions
3,640	Number of Institutions Holding Shares

Top Institutional Holders

Holder	Shares	Date Reported	% Out	Value
Vanguard Group Inc	39,875,117	Sep 29, 2023	9.01%	23,775,538,511
Blackrock Inc.	30,017,172	Sep 29, 2023	6.78%	17,897,738,805
State Street Corporation	18,458,926	Sep 29, 2023	4.17%	11,006,134,627
FMR, LLC	9,033,302	Sep 29, 2023	2.04%	5,386,106,317
Morgan Stanley	8,734,983	Sep 29, 2023	1.97%	5,208,233,613
Geode Capital Management, LLC	8,594,392	Sep 29, 2023	1.94%	5,124,406,230
Bank of America Corporation	7,680,004	Sep 29, 2023	1.73%	4,579,202,385
Bank Of New York Mellon Corporation	5,750,663	Sep 29, 2023	1.30%	3,428,832,813
Northern Trust Corporation	5,134,947	Sep 29, 2023	1.16%	3,061,712,148
Norges Bank Investment Management	5,101,521	Dec 30, 2022	1.15%	3,041,781,896

Top Mutual Fund Holders

Holder	Shares	Date Reported	% Out	Value
Vanguard Total Stock Market Index Fund	13,829,225	Jun 29, 2023	3.12%	8,245,675,406
Vanguard 500 Index Fund	10,649,370	Sep 29, 2023	2.41%	6,349,686,862
Invesco ETF Tr-Invesco QQQ Tr, Series 1 ETF	7,582,147	Sep 29, 2023	1.71%	4,520,855,148
Fidelity 500 Index Fund	5,080,600	Aug 30, 2023	1.15%	3,029,307,750
SPDR S&P 500 ETF Trust	4,981,740	Sep 29, 2023	1.13%	2,970,362,475
iShares Core S&P 500 ETF	4,181,720	Sep 29, 2023	0.94%	2,493,350,550

People Also Watch

Symbol	Last Price	Change	% Change
WMT Walmart Inc.	154.34	-1.35	-0.87%
TGT Target Corporation	134.78	+0.97	+0.72%
HD The Home Depot, Inc.	319.62	+6.13	+1.96%
SBUX Starbucks Corporation	99.20	-0.10	-0.10%
V Visa Inc.	256.45	-0.23	-0.09%

Similar to COST

Symbol	Last Price	Change	% Change
WMT Walmart Inc.	154.34	-1.35	-0.87%
TGT Target Corporation	134.78	+0.97	+0.72%
DLTR Dollar Tree, Inc.	126.15	+2.56	+2.07%
DG Dollar General Corporation	134.69	+3.57	+2.72%
DOL.TO Dollarama Inc.	99.42	+0.87	+0.88%

Data Disclaimer Help Suggestions
 Terms and Privacy Policy
 Your Privacy Choices
 CA Privacy Notice
 About Our Ads Sitemap

 © 2023 Yahoo. All rights reserved.

Target Corporation (TGT)

NYSE - NYSE Delayed Price. Currency in USD

Follow

Visitors trend 2W ↓ 10W ↑ 9M ↑

Quote Lookup


134.78 +0.97 (+0.72%) **134.45** -0.33 (-0.24%)

At close: 04:00PM EST

After hours: 07:57PM EST

Summary Company Insights Chart Conversations Statistics Historical Data Profile Financials Analysis Options Holders Sustainability

Advertisement



Major Holders Insider Roster Insider Transactions

Major Holders Breakdown

Currency in USD

0.20%	% of Shares Held by All Insider
81.51%	% of Shares Held by Institutions
81.67%	% of Float Held by Institutions
2,434	Number of Institutions Holding Shares

Top Institutional Holders

Holder	Shares	Date Reported	% Out	Value
Vanguard Group Inc	44,527,706	Sep 29, 2023	9.65%	6,001,444,160
State Street Corporation	34,871,659	Sep 29, 2023	7.55%	4,700,002,157
Blackrock Inc.	31,786,915	Sep 29, 2023	6.89%	4,284,240,364
Capital World Investors	29,101,639	Sep 29, 2023	6.30%	3,922,318,868
Wells Fargo & Company	9,720,896	Sep 29, 2023	2.11%	1,310,182,351
Franklin Resources, Inc.	9,394,666	Sep 29, 2023	2.03%	1,266,213,072
Massachusetts Financial Services Co.	9,295,590	Sep 29, 2023	2.01%	1,252,859,608
Geode Capital Management, LLC	8,621,759	Sep 29, 2023	1.87%	1,162,040,667
Bank of America Corporation	8,303,066	Sep 29, 2023	1.80%	1,119,087,225
FMR, LLC	6,762,227	Sep 29, 2023	1.46%	911,412,946

Top Mutual Fund Holders

Holder	Shares	Date Reported	% Out	Value
Vanguard Total Stock Market Index Fund	14,408,243	Jun 29, 2023	3.12%	1,941,942,973
Vanguard 500 Index Fund	11,091,111	Sep 29, 2023	2.40%	1,494,859,927
Washington Mutual Investors Fund	9,528,995	Sep 29, 2023	2.06%	1,284,317,934
American Balanced Fund	7,637,129	Sep 29, 2023	1.65%	1,029,332,237
MFS Series Trust I-MFS Value Fund	5,291,327	Aug 30, 2023	1.15%	713,165,046
Fidelity 500 Index Fund	5,287,613	Aug 30, 2023	1.15%	712,664,473

People Also Watch

Symbol	Last Price	Change	% Change
WMT Walmart Inc.	154.34	-1.35	-0.87%
COST Costco Wholesale Corporation	596.25	+3.51	+0.59%
LOW Lowe's Companies, Inc.	203.92	+5.09	+2.56%
HD The Home Depot, Inc.	319.62	+6.13	+1.96%
SBUX Starbucks Corporation	99.20	-0.10	-0.10%

Similar to TGT

Symbol	Last Price	Change	% Change
WMT Walmart Inc.	154.34	-1.35	-0.87%
COST Costco Wholesale Corporation	596.25	+3.51	+0.59%
DG Dollar General Corporation	134.69	+3.57	+2.72%
DLTR Dollar Tree, Inc.	126.15	+2.56	+2.07%
BIG Big Lots, Inc.	6.38	+1.11	+21.06%

Data Disclaimer Help Suggestions
 Terms and Privacy Policy
 Your Privacy Choices
 CA Privacy Notice
 About Our Ads Sitemap

 © 2023 Yahoo. All rights reserved.

The Home Depot, Inc. (HD)

NYSE - NYSE Delayed Price. Currency in USD

Follow

Visitors trend 2W → 10W ↑ 9M ↑

Quote Lookup


319.62 +6.13 (+1.96%) **319.62** 0.00 (0.00%)

At close: 04:00PM EST

After hours: 07:54PM EST

Summary Company Insights Chart Conversations Statistics Historical Data Profile Financials Analysis Options **Holders** Sustainability

Advertisement



Major Holders Insider Roster Insider Transactions

Major Holders Breakdown

Currency in USD

0.09%	% of Shares Held by All Insider
72.86%	% of Shares Held by Institutions
72.92%	% of Float Held by Institutions
4,066	Number of Institutions Holding Shares

Top Institutional Holders

Holder	Shares	Date Reported	% Out	Value
Vanguard Group Inc	94,427,353	Sep 29, 2023	9.49%	30,180,870,104
Blackrock Inc.	70,020,123	Sep 29, 2023	7.04%	22,379,831,371
State Street Corporation	42,079,636	Sep 29, 2023	4.23%	13,449,493,052
Capital World Investors	38,811,236	Sep 29, 2023	3.90%	12,404,847,060
Geode Capital Management, LLC	19,683,216	Sep 29, 2023	1.98%	6,291,149,401
Morgan Stanley	18,380,817	Sep 29, 2023	1.85%	5,874,876,639
Bank of America Corporation	14,817,678	Sep 29, 2023	1.49%	4,736,026,170
Capital Research Global Investors	13,773,143	Sep 29, 2023	1.38%	4,402,171,898
Charles Schwab Investment Management, Inc.	12,870,163	Sep 29, 2023	1.29%	4,113,561,435
Northern Trust Corporation	12,347,396	Sep 29, 2023	1.24%	3,946,474,649

Top Mutual Fund Holders

Holder	Shares	Date Reported	% Out	Value
Vanguard Total Stock Market Index Fund	31,335,290	Jun 29, 2023	3.15%	10,015,385,236
Vanguard 500 Index Fund	24,160,026	Sep 29, 2023	2.43%	7,722,027,392
Fidelity 500 Index Fund	11,601,271	Aug 30, 2023	1.17%	3,707,998,180
SPDR S&P 500 ETF Trust	11,302,855	Sep 29, 2023	1.14%	3,612,618,459
iShares Core S&P 500 ETF	9,487,093	Sep 29, 2023	0.95%	3,032,264,618
Washington Mutual Investors Fund	9,023,451	Sep 29, 2023	0.91%	2,884,075,364

People Also Watch

Symbol	Last Price	Change	% Change
WMT Walmart Inc.	154.34	-1.35	-0.87%
LOW Lowe's Companies, Inc.	203.92	+5.09	+2.56%
PG The Procter & Gamble Company	152.66	-0.86	-0.56%
KO The Coca-Cola Company	58.64	+0.20	+0.34%
DIS The Walt Disney Company	92.58	-0.11	-0.12%

Similar to HD

Symbol	Last Price	Change	% Change
LOW Lowe's Companies, Inc.	203.92	+5.09	+2.56%
FND Floor & Decor Holdings, Inc.	97.60	+5.89	+6.42%
KIRK Kirkland's, Inc.	3.1100	+0.6600	+26.94%
LL LL Flooring Holdings, Inc.	3.5800	+0.0800	+2.29%
ARHS Arhaus, Inc.	9.81	+0.49	+5.26%

Data Disclaimer Help Suggestions
 Terms and Privacy Policy
 Your Privacy Choices
 CA Privacy Notice
 About Our Ads Sitemap

© 2023 Yahoo. All rights reserved.

Lowe's Companies, Inc. (LOW)

NYSE - NYSE Delayed Price. Currency in USD

Follow

Visitors trend 2W ↓ 10W ↑ 9M ↑

Quote Lookup


203.92 +5.09 (+2.56%) **203.75** -0.17 (-0.08%)

At close: 04:00PM EST

After hours: 07:59PM EST

Summary Company Insights Chart Conversations Statistics Historical Data Profile Financials Analysis Options **Holders** Sustainability

Advertisement



Major Holders Insider Roster Insider Transactions

Major Holders Breakdown

Currency in USD

0.10%	% of Shares Held by All Insider
77.13%	% of Shares Held by Institutions
77.21%	% of Float Held by Institutions
2,864	Number of Institutions Holding Shares

Top Institutional Holders

Holder	Shares	Date Reported	% Out	Value
Vanguard Group Inc	51,453,798	Sep 29, 2023	8.92%	10,492,458,393
Blackrock Inc.	39,930,402	Sep 29, 2023	6.92%	8,142,607,502
JP Morgan Chase & Company	25,409,534	Sep 29, 2023	4.40%	5,181,512,126
State Street Corporation	24,733,549	Sep 29, 2023	4.29%	5,043,665,266
FMR, LLC	21,622,186	Sep 29, 2023	3.75%	4,409,196,129
Wells Fargo & Company	11,302,391	Sep 29, 2023	1.96%	2,304,783,552
Geode Capital Management, LLC	11,053,775	Sep 29, 2023	1.92%	2,254,085,777
Morgan Stanley	10,930,693	Sep 29, 2023	1.89%	2,228,986,896
Bank of America Corporation	10,493,180	Sep 29, 2023	1.82%	2,139,769,246
Massachusetts Financial Services Co.	8,052,591	Sep 29, 2023	1.40%	1,642,084,341

Top Mutual Fund Holders

Holder	Shares	Date Reported	% Out	Value
Vanguard Total Stock Market Index Fund	18,471,418	Jun 29, 2023	3.20%	3,766,691,524
Vanguard 500 Index Fund	14,080,376	Sep 29, 2023	2.44%	2,871,270,248
Fidelity 500 Index Fund	6,831,933	Aug 30, 2023	1.18%	1,393,167,764
SPDR S&P 500 ETF Trust	6,587,510	Sep 29, 2023	1.14%	1,343,325,027
MFS Series Trust I-MFS Value Fund	5,681,681	Aug 30, 2023	0.98%	1,158,608,379
iShares Core S&P 500 ETF	5,529,482	Sep 29, 2023	0.96%	1,127,571,959

People Also Watch

Symbol	Last Price	Change	% Change
HD The Home Depot, Inc.	319.62	+6.13	+1.96%
TGT Target Corporation	134.78	+0.97	+0.72%
WMT Walmart Inc.	154.34	-1.35	-0.87%
COST Costco Wholesale Corporation	596.25	+3.51	+0.59%
PEP PepsiCo, Inc.	168.69	+0.40	+0.24%

Similar to LOW

Symbol	Last Price	Change	% Change
HD The Home Depot, Inc.	319.62	+6.13	+1.96%
FND Floor & Decor Holdings, Inc.	97.60	+5.89	+6.42%
KIRK Kirkland's, Inc.	3.1100	+0.6600	+26.94%
LL LL Flooring Holdings, Inc.	3.5800	+0.0800	+2.29%
ARHS Arhaus, Inc.	9.81	+0.49	+5.26%

Data Disclaimer Help Suggestions
 Terms and Privacy Policy
 Your Privacy Choices
 CA Privacy Notice
 About Our Ads Sitemap

 © 2023 Yahoo. All rights reserved.

Verizon Communications Inc. (VZ)

NYSE - NYSE Delayed Price. Currency in USD

Follow

Visitors trend 2W → 10W ↑ 9M ↑

Quote Lookup


38.58 **+0.25 (+0.65%)** **38.64** **+0.06 (+0.16%)**

At close: 04:00PM EST

After hours: 08:00PM EST

Summary Company Insights Chart Conversations Statistics Historical Data Profile Financials Analysis Options Holders Sustainability

Advertisement



Major Holders Insider Roster Insider Transactions

Major Holders Breakdown

Currency in USD

0.03%	% of Shares Held by All Insider
63.94%	% of Shares Held by Institutions
63.96%	% of Float Held by Institutions
3,479	Number of Institutions Holding Shares

Top Institutional Holders

Holder	Shares	Date Reported	% Out	Value
Vanguard Group Inc	351,625,025	Sep 29, 2023	8.36%	13,565,694,108
Blackrock Inc.	339,131,883	Sep 29, 2023	8.07%	13,083,708,667
State Street Corporation	174,071,068	Sep 29, 2023	4.14%	6,715,662,122
Charles Schwab Investment Management, Inc.	98,027,542	Sep 29, 2023	2.33%	3,781,902,749
Geode Capital Management, LLC	84,478,131	Sep 29, 2023	2.01%	3,259,166,448
Morgan Stanley	74,851,554	Sep 29, 2023	1.78%	2,887,773,090
Norges Bank Investment Management	46,438,445	Dec 30, 2022	1.10%	1,791,595,293
Northern Trust Corporation	44,621,839	Sep 29, 2023	1.06%	1,721,510,630
Bank of America Corporation	38,467,738	Sep 29, 2023	0.92%	1,484,085,402
Dimensional Fund Advisors LP	37,768,184	Sep 29, 2023	0.90%	1,457,096,607

Top Mutual Fund Holders

Holder	Shares	Date Reported	% Out	Value
Vanguard Total Stock Market Index Fund	118,037,013	Jun 29, 2023	2.81%	4,553,868,177
Vanguard 500 Index Fund	101,020,024	Sep 29, 2023	2.40%	3,897,352,710
Schwab Strategic Tr-Schwab U.S. Dividend Equity ETF	53,951,456	Aug 30, 2023	1.28%	2,081,447,271
Fidelity 500 Index Fund	48,161,479	Aug 30, 2023	1.15%	1,858,069,948
SPDR S&P 500 ETF Trust	47,262,573	Sep 29, 2023	1.12%	1,823,390,152
iShares Core S&P 500 ETF	39,670,762	Sep 29, 2023	0.94%	1,530,498,070

People Also Watch

Symbol	Last Price	Change	% Change
T AT&T Inc.	16.76	+0.19	+1.15%
PG The Procter & Gamble Company	152.66	-0.86	-0.56%
KO The Coca-Cola Company	58.64	+0.20	+0.34%
JPM JPMorgan Chase & Co.	156.84	+0.76	+0.49%
JNJ Johnson & Johnson	158.38	+3.72	+2.41%

Similar to VZ

Symbol	Last Price	Change	% Change
T AT&T Inc.	16.76	+0.19	+1.15%
TMUS T-Mobile US, Inc.	152.25	+1.80	+1.20%
CMCSA Comcast Corporation	42.21	+0.32	+0.76%
VOD Vodafone Group Public Limited Company	9.22	+0.16	+1.77%
LUMN Lumen Technologies, Inc.	1.4800	+0.1700	+12.98%

Data Disclaimer Help Suggestions
 Terms and Privacy Policy
 Your Privacy Choices
 CA Privacy Notice
 About Our Ads Sitemap

 © 2023 Yahoo. All rights reserved.

Best Buy Co., Inc. (BBY)

NYSE - NYSE Delayed Price. Currency in USD

Follow

Visitors trend 2W → 10W ↑ 9M ↑

Quote Lookup

73.42 +2.48 (+3.50%) **73.60** +0.18 (+0.25%)

At close: 04:00PM EST

After hours: 07:47PM EST

Dividend BBY announced a cash dividend of 0.92 with an ex-date of Dec. 11, 2023

Summary Company Insights Chart Conversations Statistics Historical Data Profile Financials Analysis Options Holders Sustainability

Advertisement



Major Holders Insider Roster Insider Transactions

Major Holders Breakdown

Currency in USD

11.12%	% of Shares Held by All Insider
82.36%	% of Shares Held by Institutions
92.66%	% of Float Held by Institutions
1,156	Number of Institutions Holding Shares

Top Institutional Holders

Holder	Shares	Date Reported	% Out	Value
Vanguard Group Inc	23,744,714	Sep 29, 2023	10.91%	1,743,336,858
Blackrock Inc.	22,019,964	Sep 29, 2023	10.12%	1,616,705,716
JP Morgan Chase & Company	12,638,886	Sep 29, 2023	5.81%	927,946,986
State Street Corporation	10,342,854	Sep 29, 2023	4.75%	759,372,321
Price (T.Rowe) Associates Inc	5,709,029	Sep 29, 2023	2.62%	419,156,898
Charles Schwab Investment Management, Inc.	4,478,759	Sep 29, 2023	2.06%	328,830,477
Geode Capital Management, LLC	4,361,117	Sep 29, 2023	2.00%	320,193,202
Amundi	3,583,255	Sep 29, 2023	1.65%	263,082,575
Invesco Ltd.	3,450,910	Sep 29, 2023	1.59%	253,365,805
Northern Trust Corporation	2,787,163	Sep 29, 2023	1.28%	204,633,502

Top Mutual Fund Holders

Holder	Shares	Date Reported	% Out	Value
Vanguard Total Stock Market Index Fund	6,123,502	Jun 29, 2023	2.81%	449,587,505
Vanguard 500 Index Fund	4,666,751	Sep 29, 2023	2.14%	342,632,849
Vanguard Mid-Cap Index Fund	4,447,246	Sep 29, 2023	2.04%	326,516,793
JP Morgan Equity Income Fund	3,907,224	Sep 29, 2023	1.80%	286,868,378
Schwab Strategic Tr-Schwab U.S. Dividend Equity ETF	3,094,144	Aug 30, 2023	1.42%	227,172,046

People Also Watch

Symbol	Last Price	Change	% Change
TGT Target Corporation	134.78	+0.97	+0.72%
LOW Lowe's Companies, Inc.	203.92	+5.09	+2.56%
KSS Kohl's Corporation	24.24	+0.79	+3.37%
GPS The Gap, Inc.	21.02	+0.95	+4.73%
M Macy's, Inc.	17.13	+1.27	+8.01%

Similar to BBY

Symbol	Last Price	Change	% Change
DKS DICK'S Sporting Goods, Inc.	138.27	+8.17	+6.28%
ULTA Ulta Beauty, Inc.	472.03	+46.04	+10.81%
AAP Advance Auto Parts, Inc.	54.09	+3.30	+6.50%
FIVE Five Below, Inc.	199.80	+11.34	+6.02%
WOOF Petco Health and Wellness Company, Inc.	3.4600	+0.4400	+14.57%

Data Disclaimer Help Suggestions
 Terms and Privacy Policy
 Your Privacy Choices
 CA Privacy Notice
 About Our Ads Sitemap

© 2023 Yahoo. All rights reserved.

Macy's, Inc. (M)

NYSE - NYSE Delayed Price. Currency in USD

Follow

Visitors trend 2W → 10W ↑ 9M ↑

Quote Lookup

17.13 +1.27 (+8.01%) **17.09** -0.04 (-0.23%)

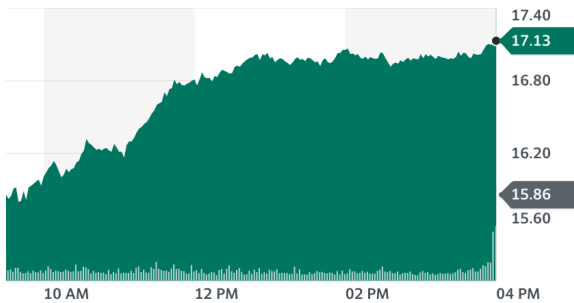
At close: 04:00PM EST

After hours: 07:59PM EST

Dividend M announced a cash dividend of 0.165 with an ex-date of Dec. 14, 2023

Summary Company Insights Chart Conversations Statistics Historical Data Profile Financials Analysis Options Holders Sustainability

1D 5D 1M 6M YTD 1Y 5Y Max



NEW: Experience our best charts yet. Everything you need for any kind of investing

Holding M now? Add your holdings to track your returns performance easily. Link Broker Add Manually




Chart Events Bullish pattern detected Price Crosses Moving Average View all chart patterns

Performance Outlook table with Short Term (up), Mid Term (up), Long Term (down) indicators.

Table with 2 columns: Metric (Previous Close, Open, Bid, Ask, Day's Range, 52 Week Range, Volume, Avg. Volume) and Value.

Table with 2 columns: Metric (Market Cap, Beta, PE Ratio, EPS, Earnings Date, Forward Dividend & Yield, Ex-Dividend Date, 1y Target Est) and Value.

Fair Value Undervalued 12% Est. Return View details

Related Research Analyst Report: Macy's IncMacy's Inc., which changed its name from Federated Department Stores Inc. in 2007, operates...

All News Press Releases Research Reports SEC Filings

Thomson Reuters StreetEvents • 16 hours ago

Q3 2023 PVH Corp Earnings Call

Q3 2023 PVH Corp Earnings Call



Abercrombie & Fitch CEO: A leadership master class on saving a retail icon

Abercrombie & Fitch CEO Fran Horowitz takes you inside her successful leadership style.

StockStory • 3 days ago

Morningstar Rating

Table with 3 columns: Rating, Fair Value, Economic Moat, each with a Subscribe button.

People Also Watch

Table with 4 columns: Symbol, Last Price, Change, % Change. Lists stocks like KSS, JWN, GPS, TGT, BBY.

Similar to M

Table with 4 columns: Symbol, Last Price, Change, % Change. Lists stocks like JWN, KSS, DDS, DDT, EXTO.

DICK'S Sporting Goods, Inc. (DKS)

NYSE - NYSE Delayed Price. Currency in USD

Follow

Visitors trend 2W ↑ 10W ↑ 9M ↑

Quote Lookup

138.27 **+8.17 (+6.28%)** **138.40** **+0.13 (+0.09%)**

At close: 04:00PM EST

After hours: 07:33PM EST

Dividend DKS announced a cash dividend of 1.00 with an ex-date of Dec. 14, 2023

Summary Company Insights Chart Conversations Statistics Historical Data Profile Financials Analysis Options **Holders** Sustainability

Advertisement



Major Holders Insider Roster Insider Transactions

Major Holders Breakdown

Currency in USD

3.42%	% of Shares Held by All Insider
97.56%	% of Shares Held by Institutions
101.02%	% of Float Held by Institutions
752	Number of Institutions Holding Shares

Top Institutional Holders

Holder	Shares	Date Reported	% Out	Value
FMR, LLC	9,217,805	Sep 29, 2023	15.85%	1,274,545,936
Blackrock Inc.	6,469,476	Sep 29, 2023	11.12%	894,534,474
Vanguard Group Inc	5,442,479	Sep 29, 2023	9.36%	752,531,594
Lone Pine Capital Llc	2,922,460	Sep 29, 2023	5.02%	404,088,556
Victory Capital Management Inc.	2,239,273	Sep 29, 2023	3.85%	309,624,287
State Street Corporation	2,021,772	Sep 29, 2023	3.48%	279,550,423
Morgan Stanley	1,399,734	Sep 29, 2023	2.41%	193,541,226
Lsv Asset Management	1,324,292	Sep 29, 2023	2.28%	183,109,860
HS Management Partners, LLC	1,115,268	Sep 29, 2023	1.92%	154,208,111
JP Morgan Chase & Company	1,000,708	Sep 29, 2023	1.72%	138,367,899

Top Mutual Fund Holders

Holder	Shares	Date Reported	% Out	Value
iShares Core S&P Midcap ETF	1,958,358	Sep 29, 2023	3.37%	270,782,169
Vanguard Total Stock Market Index Fund	1,854,147	Jun 29, 2023	3.19%	256,372,913
Victory Portfolios-Sycamore Established Value Fund	1,570,000	Sep 29, 2023	2.70%	217,083,906
Fidelity Contrafund Inc	1,535,206	Sep 29, 2023	2.64%	212,272,940
Vanguard Small-Cap Index Fund	1,502,429	Sep 29, 2023	2.58%	207,740,864

People Also Watch

Symbol	Last Price	Change	% Change
FL	29.71	+2.78	+10.32%
Foot Locker, Inc.			
WSM	195.85	+8.31	+4.43%
Williams-Sonoma, Inc.			
KSS	24.24	+0.79	+3.37%
Kohl's Corporation			
AEO	19.51	+0.48	+2.52%
American Eagle Outfitters, Inc.			
JWN	16.19	+0.57	+3.65%
Nordstrom, Inc.			

Similar to DKS

Symbol	Last Price	Change	% Change
ASO	55.17	+4.30	+8.45%
Academy Sports and Outdoors, Inc.			
BBY	73.42	+2.48	+3.50%
Best Buy Co., Inc.			
FIVE	199.80	+11.34	+6.02%
Five Below, Inc.			
WSM	195.85	+8.31	+4.43%
Williams-Sonoma, Inc.			
ULTA	472.03	+46.04	+10.81%
Ulta Beauty, Inc.			

Data Disclaimer Help Suggestions
 Terms and Privacy Policy
 Your Privacy Choices
 CA Privacy Notice
 About Our Ads Sitemap

 © 2023 Yahoo. All rights reserved.

Kohl's Corporation (KSS)

NYSE - NYSE Delayed Price. Currency in USD

Follow

Visitors trend 2W ↑ 10W ↑ 9M ↑

Quote Lookup

24.24 **+0.79 (+3.37%)** **24.25** **+0.01 (+0.04%)**

At close: 04:00PM EST

After hours: 07:58PM EST

Dividend KSS announced a cash dividend of 0.50 with an ex-date of Dec. 5, 2023

Summary Company Insights Chart Conversations Statistics Historical Data Profile Financials Analysis Options **Holders** Sustainability

Advertisement



Major Holders Insider Roster Insider Transactions

Major Holders Breakdown

Currency in USD

1.95%	% of Shares Held by All Insider
103.47%	% of Shares Held by Institutions
105.53%	% of Float Held by Institutions
472	Number of Institutions Holding Shares

Top Institutional Holders

Holder	Shares	Date Reported	% Out	Value
Blackrock Inc.	13,327,487	Sep 29, 2023	12.04%	323,058,281
Vanguard Group Inc	10,816,571	Sep 29, 2023	9.77%	262,193,678
Price (T.Rowe) Associates Inc	9,504,277	Sep 29, 2023	8.59%	230,383,672
State Street Corporation	5,638,864	Sep 29, 2023	5.09%	136,686,062
Macellum Advisors, Lp	5,474,990	Sep 29, 2023	4.95%	132,713,756
Dimensional Fund Advisors LP	5,434,204	Sep 29, 2023	4.91%	131,725,103
Lsv Asset Management	4,397,799	Sep 29, 2023	3.97%	106,602,646
Arrowstreet Capital, Limited Partnership	3,990,590	Sep 29, 2023	3.61%	96,731,900
Allianz Asset Management GmbH	3,141,128	Sep 29, 2023	2.84%	76,140,942
Millennium Management Llc	2,891,946	Sep 29, 2023	2.61%	70,100,770

Top Mutual Fund Holders

Holder	Shares	Date Reported	% Out	Value
Vanguard Total Stock Market Index Fund	3,455,892	Jun 29, 2023	3.12%	83,770,821
iShares Core S&P Midcap ETF	3,456,324	Sep 29, 2023	3.12%	83,781,292
Price (T.Rowe) Equity Income Fund	2,920,000	Sep 29, 2023	2.64%	70,780,799
iShares Select Dividend ETF	2,859,256	Sep 29, 2023	2.58%	69,308,364
Vanguard Small-Cap Index Fund	2,706,156	Sep 29, 2023	2.44%	65,597,220

People Also Watch

Symbol	Last Price	Change	% Change
M Macy's, Inc.	17.13	+1.27	+8.01%
JWN Nordstrom, Inc.	16.19	+0.57	+3.65%
GPS The Gap, Inc.	21.02	+0.95	+4.73%
TJX The TJX Companies, Inc.	89.04	+0.93	+1.06%
TGT Target Corporation	134.78	+0.97	+0.72%

Similar to KSS

Symbol	Last Price	Change	% Change
M Macy's, Inc.	17.13	+1.27	+8.01%
JWN Nordstrom, Inc.	16.19	+0.57	+3.65%
DDS Dillard's, Inc.	362.51	+15.42	+4.44%
DDT Dillard's Capital Trust I CAP SECS 7.5%	26.19	+0.03	+0.11%
MACY.VI Macy's, Inc.	15.27	+0.73	+5.02%

Data Disclaimer Help Suggestions
 Terms and Privacy Policy
 Your Privacy Choices
 CA Privacy Notice
 About Our Ads Sitemap

© 2023 Yahoo. All rights reserved.

AutoZone, Inc. (AZO)

NYSE - NYSE Delayed Price. Currency in USD

Follow

[Visitors trend](#)
2W ↓
10W ↑
9M ↑

Quote Lookup


2,641.75
+31.82 (+1.22%)
2,642.00
+0.25 (+0.01%)

At close: 04:00PM EST

After hours: 06:54PM EST

[Summary](#)
[Company Insights](#)
[Chart](#)
[Conversations](#)
[Statistics](#)
[Historical Data](#)
[Profile](#)
[Financials](#)
[Analysis](#)
[Options](#)
[Holders](#)
[Sustainability](#)

Advertisement



[Major Holders](#)
[Insider Roster](#)
[Insider Transactions](#)

Major Holders Breakdown

Currency in USD

0.37%	% of Shares Held by All Insider
94.87%	% of Shares Held by Institutions
95.22%	% of Float Held by Institutions
1,477	Number of Institutions Holding Shares

Top Institutional Holders

Holder	Shares	Date Reported	% Out	Value
Vanguard Group Inc	1,773,296	Sep 29, 2023	10.06%	4,684,604,708
Blackrock Inc.	1,333,226	Sep 29, 2023	7.56%	3,522,049,785
JP Morgan Chase & Company	946,229	Sep 29, 2023	5.37%	2,499,700,460
State Street Corporation	780,230	Sep 29, 2023	4.42%	2,061,172,602
FMR, LLC	614,544	Sep 29, 2023	3.49%	1,623,471,612
Fiera Capital Corporation	505,783	Sep 29, 2023	2.87%	1,336,152,240
Royal Bank of Canada	441,566	Sep 29, 2023	2.50%	1,166,506,980
Boston Partners	430,999	Sep 29, 2023	2.44%	1,138,591,608
Geode Capital Management, LLC	402,678	Sep 29, 2023	2.28%	1,063,774,606
Wellington Management Group, LLP	335,190	Sep 29, 2023	1.90%	885,488,182

Top Mutual Fund Holders

Holder	Shares	Date Reported	% Out	Value
Vanguard Total Stock Market Index Fund	573,379	Jun 29, 2023	3.25%	1,514,723,973
Vanguard 500 Index Fund	436,319	Sep 29, 2023	2.47%	1,152,645,718
JP Morgan Large Cap Growth Fund	275,930	Sep 29, 2023	1.56%	728,938,077
Fidelity 500 Index Fund	210,770	Aug 30, 2023	1.20%	556,801,647
Vanguard Mid-Cap Index Fund	205,568	Sep 29, 2023	1.17%	543,059,264
SPDR S&P 500 ETF Trust	204,188	Sep 29, 2023	1.16%	539,413,649

People Also Watch

Symbol	Last Price	Change	% Change
ORLY O'Reilly Automotive, Inc.	980.52	-1.86	-0.19%
AAP Advance Auto Parts, Inc.	54.09	+3.30	+6.50%
DLTR Dollar Tree, Inc.	126.15	+2.56	+2.07%
DG Dollar General Corporation	134.69	+3.57	+2.72%
KMX CarMax, Inc.	67.39	+3.45	+5.40%

Similar to AZO

Symbol	Last Price	Change	% Change
ORLY O'Reilly Automotive, Inc.	980.52	-1.86	-0.19%
AAP Advance Auto Parts, Inc.	54.09	+3.30	+6.50%
RH RH	284.67	+14.70	+5.45%
GPC Genuine Parts Company	134.70	+1.92	+1.45%
TSCO Tractor Supply Company	210.07	+7.06	+3.48%

[Data Disclaimer](#)
[Help](#)
[Suggestions](#)
[Terms and Privacy Policy](#)
 Your Privacy Choices
[CA Privacy Notice](#)
[About Our Ads](#)
[Sitemap](#)

 © 2023 Yahoo. All rights reserved.

Big Lots, Inc. (BIG)

NYSE - NYSE Delayed Price. Currency in USD

Follow

Visitors trend 2W → 10W ↑ 9M ↑

Quote Lookup


6.38 **+1.11 (+21.06%)** **6.30** **-0.08 (-1.25%)**

At close: 04:00PM EST

After hours: 07:47PM EST

Summary Company Insights Chart Conversations Statistics Historical Data Profile Financials Analysis Options Holders Sustainability

Advertisement



Major Holders Insider Roster Insider Transactions

Major Holders Breakdown

Currency in USD

3.47%	% of Shares Held by All Insider
100.96%	% of Shares Held by Institutions
104.59%	% of Float Held by Institutions
248	Number of Institutions Holding Shares

Top Institutional Holders

Holder	Shares	Date Reported	% Out	Value
FMR, LLC	2,770,859	Sep 29, 2023	9.49%	17,678,080
Blackrock Inc.	2,047,934	Sep 29, 2023	7.01%	13,065,819
Vanguard Group Inc	1,531,437	Sep 29, 2023	5.25%	9,770,568
Clifford Capital Partners LLC	991,224	Sep 29, 2023	3.40%	6,324,009
Northern Trust Corporation	840,137	Sep 29, 2023	2.88%	5,360,074
Charles Schwab Investment Management, Inc.	705,873	Sep 29, 2023	2.42%	4,503,469
Morgan Stanley	695,819	Sep 29, 2023	2.38%	4,439,325
State Street Corporation	628,330	Sep 29, 2023	2.15%	4,008,745
Millennium Management Llc	609,721	Sep 29, 2023	2.09%	3,890,020
Geode Capital Management, LLC	578,196	Sep 29, 2023	1.98%	3,688,890

Top Mutual Fund Holders

Holder	Shares	Date Reported	% Out	Val
Fidelity Low-Priced Stock Fund	1,228,337	Aug 30, 2023	4.21%	7,836,75
Vanguard Total Stock Market Index Fund	829,589	Jun 29, 2023	2.84%	5,292,77
iShares Russell 2000 ETF	699,968	Sep 29, 2023	2.40%	4,465,75
College Retirement Equities Fund-Stock Account	526,560	Jun 29, 2023	1.80%	3,359,45
Fidelity Series Intrinsic Opportunities Fund	406,500	Jul 30, 2023	1.39%	2,593,47
Vanguard Extended Market Index Fund	400,772	Jun 29, 2023	1.37%	2,556,92

People Also Watch

Symbol	Last Price	Change	% Change
DLTR Dollar Tree, Inc.	126.15	+2.56	+2.07%
BJ BJ's Wholesale Club Holdings, Inc.	65.59	+1.01	+1.56%
DDS Dillard's, Inc.	362.51	+15.42	+4.44%
AN AutoNation, Inc.	140.13	+4.86	+3.59%
DKS DICK'S Sporting Goods, Inc.	138.27	+8.17	+6.28%

Similar to BIG

Symbol	Last Price	Change	% Change
DLTR Dollar Tree, Inc.	126.15	+2.56	+2.07%
DG Dollar General Corporation	134.69	+3.57	+2.72%
TGT Target Corporation	134.78	+0.97	+0.72%
BJ BJ's Wholesale Club Holdings, Inc.	65.59	+1.01	+1.56%
WMT Walmart Inc.	154.34	-1.35	-0.87%

Data Disclaimer Help Suggestions
 Terms and Privacy Policy
 Your Privacy Choices
 CA Privacy Notice
 About Our Ads Sitemap

 © 2023 Yahoo. All rights reserved.

American Eagle Outfitters, Inc. (AEO)

NYSE - NYSE Delayed Price. Currency in USD

Follow

Visitors trend 2W ↓ 10W ↑ 9M ↑

Quote Lookup


19.51 +0.48 (+2.52%) **19.57** +0.06 (+0.31%)

At close: 04:00PM EST

After hours: 07:42PM EST

Summary Company Insights Chart Conversations Statistics Historical Data Profile Financials Analysis Options Holders Sustainability

Advertisement



Major Holders Insider Roster Insider Transactions

Major Holders Breakdown

Currency in USD

5.96%	% of Shares Held by All Insider
93.11%	% of Shares Held by Institutions
99.01%	% of Float Held by Institutions
411	Number of Institutions Holding Shares

Top Institutional Holders

Holder	Shares	Date Reported	% Out	Value
Blackrock Inc.	28,687,834	Sep 29, 2023	14.52%	559,699,647
FMR, LLC	26,750,919	Sep 29, 2023	13.54%	521,910,435
Vanguard Group Inc	20,453,599	Sep 29, 2023	10.35%	399,049,721
Dimensional Fund Advisors LP	10,719,025	Sep 29, 2023	5.43%	209,128,180
State Street Corporation	7,209,634	Sep 29, 2023	3.65%	140,659,960
Cooke & Bieler LP	6,956,450	Sep 29, 2023	3.52%	135,720,341
Candlestick Capital Management LP	4,818,300	Sep 29, 2023	2.44%	94,005,034
Pacer Advisors, Inc.	4,429,390	Sep 29, 2023	2.24%	86,417,399
Geode Capital Management, LLC	3,722,997	Sep 29, 2023	1.88%	72,635,672
Bank Of New York Mellon Corporation	3,085,016	Sep 29, 2023	1.56%	60,188,662

Top Mutual Fund Holders

Holder	Shares	Date Reported	% Out	Value
iShares Core S&P Smallcap ETF	12,534,438	Sep 29, 2023	6.35%	244,546,888
Fidelity Blue Chip Growth Fund	11,592,217	Aug 30, 2023	5.87%	226,164,156
Vanguard Total Stock Market Index Fund	5,664,069	Jun 29, 2023	2.87%	110,505,987
Vanguard Small-Cap Index Fund	4,574,383	Sep 29, 2023	2.32%	89,246,213
iShares Russell 2000 ETF	4,242,416	Sep 29, 2023	2.15%	82,769,537
Vanguard Small Cap Value Index Fund	3,198,652	Sep 29, 2023	1.62%	62,405,701

People Also Watch

Symbol	Last Price	Change	% Change
ANF Abercrombie & Fitch Co.	77.88	+1.99	+2.62%
URBN Urban Outfitters, Inc.	37.77	+2.07	+5.80%
GPS The Gap, Inc.	21.02	+0.95	+4.73%
GES Guess?, Inc.	22.82	+0.80	+3.63%
FL Foot Locker, Inc.	29.71	+2.78	+10.32%

Similar to AEO

Symbol	Last Price	Change	% Change
ANF Abercrombie & Fitch Co.	77.88	+1.99	+2.62%
URBN Urban Outfitters, Inc.	37.77	+2.07	+5.80%
GPS The Gap, Inc.	21.02	+0.95	+4.73%
FL Foot Locker, Inc.	29.71	+2.78	+10.32%
GES Guess?, Inc.	22.82	+0.80	+3.63%

Data Disclaimer Help Suggestions
 Terms and Privacy Policy
 Your Privacy Choices
 CA Privacy Notice
 About Our Ads Sitemap

 © 2023 Yahoo. All rights reserved.

Bath & Body Works, Inc. (BBWI)

NYSE - NYSE Delayed Price. Currency in USD

Follow

Visitors trend 2W ↑ 10W ↑ 9M ↑

Quote Lookup


33.89 **+1.27 (+3.89%)** **34.17** **+0.28 (+0.83%)**

At close: 04:00PM EST

After hours: 08:00PM EST

Summary Company Insights Chart Conversations Statistics Historical Data Profile Financials Analysis Options Holders Sustainability

Advertisement



Major Holders Insider Roster Insider Transactions

Major Holders Breakdown

Currency in USD

0.46%	% of Shares Held by All Insider
93.75%	% of Shares Held by Institutions
94.19%	% of Float Held by Institutions
734	Number of Institutions Holding Shares

Top Institutional Holders

Holder	Shares	Date Reported	% Out	Value
Vanguard Group Inc	25,689,543	Sep 29, 2023	11.30%	870,618,596
Blackrock Inc.	16,258,320	Sep 29, 2023	7.15%	550,994,454
Third Point, LLC	13,850,000	Sep 29, 2023	6.09%	469,376,491
T. Rowe Price Investment Management, Inc.	11,722,983	Sep 29, 2023	5.16%	397,291,886
State Street Corporation	9,651,321	Sep 29, 2023	4.24%	327,083,262
Price (T.Rowe) Associates Inc	9,304,624	Sep 29, 2023	4.09%	315,333,701
Lone Pine Capital LLC	8,706,401	Sep 29, 2023	3.83%	295,059,924
JP Morgan Chase & Company	6,149,997	Sep 29, 2023	2.70%	208,423,394
Primecap Management Company	5,618,075	Sep 29, 2023	2.47%	190,396,558
Geode Capital Management, LLC	5,058,793	Sep 29, 2023	2.22%	171,442,491

Top Mutual Fund Holders

Holder	Shares	Date Reported	% Out	Value
Vanguard Total Stock Market Index Fund	6,771,478	Jun 29, 2023	2.98%	229,485,385
Price (T.Rowe) Mid Cap Growth Fund	5,798,400	Jun 29, 2023	2.55%	196,507,772
Vanguard Small-Cap Index Fund	5,596,883	Sep 29, 2023	2.46%	189,678,361
Vanguard 500 Index Fund	5,500,710	Sep 29, 2023	2.42%	186,419,058
Vanguard Small Cap Value Index Fund	3,914,834	Sep 29, 2023	1.72%	132,673,721
Vanguard/Primecap Fund	3,490,014	Sep 29, 2023	1.53%	118,276,572

People Also Watch

Symbol	Last Price	Change	% Change
VSCO	28.53	+1.58	+5.86%
Victoria's Secret & Co.			
CDAY	70.27	+1.37	+1.99%
Ceridian HCM Holding Inc.			
TPR	32.70	+1.03	+3.25%
Tapestry, Inc.			
CTLT	40.15	+1.30	+3.35%
Catalent, Inc.			
BALL	56.34	+1.05	+1.90%
Ball Corporation			

Similar to BBWI

Symbol	Last Price	Change	% Change
WSM	195.85	+8.31	+4.43%
Williams-Sonoma, Inc.			
DKS	138.27	+8.17	+6.28%
DICK'S Sporting Goods, Inc.			
AZO	2,641.75	+31.82	+1.22%
AutoZone, Inc.			
BBY	73.42	+2.48	+3.50%
Best Buy Co., Inc.			
BBW	25.33	+0.90	+3.68%
Build-A-Bear Workshop, Inc.			

Data Disclaimer Help Suggestions
 Terms and Privacy Policy
 Your Privacy Choices
 CA Privacy Notice
 About Our Ads Sitemap

 © 2023 Yahoo. All rights reserved.

Camping World Holdings, Inc. (CWH)

NYSE - NYSE Delayed Price. Currency in USD

Follow

Visitors trend 2W ↓ 10W ↑ 9M ↑

Quote Lookup

22.23 **+1.09 (+5.16%)** **22.34** **+0.11 (+0.49%)**

At close: 04:00PM EST

After hours: 07:46PM EST

Summary Company Insights Chart Conversations Statistics Historical Data Profile Financials Analysis Options Holders Sustainability

Advertisement



Major Holders Insider Roster Insider Transactions

Major Holders Breakdown

Currency in USD

3.81%	% of Shares Held by All Insider
72.82%	% of Shares Held by Institutions
75.71%	% of Float Held by Institutions
294	Number of Institutions Holding Shares

Top Institutional Holders

Holder	Shares	Date Reported	% Out	Value
Abrams Capital Management, L.P.	5,108,808	Sep 29, 2023	11.41%	113,568,799
Vanguard Group Inc	3,912,419	Sep 29, 2023	8.74%	86,973,072
Blackrock Inc.	2,836,304	Sep 29, 2023	6.33%	63,051,036
FMR, LLC	1,941,972	Sep 29, 2023	4.34%	43,170,036
Crestview Partners II GP, L.P.	1,908,093	Sep 29, 2023	4.26%	42,416,906
Capital Research Global Investors	1,645,717	Sep 29, 2023	3.68%	36,584,288
State Street Corporation	1,106,243	Sep 29, 2023	2.47%	24,591,781
Morgan Stanley	1,065,611	Sep 29, 2023	2.38%	23,688,532
Interval Partners, LLC	945,715	Sep 29, 2023	2.11%	21,023,244
Geode Capital Management, LLC	835,946	Sep 29, 2023	1.87%	18,583,079

Top Mutual Fund Holders

Holder	Shares	Date Reported	% Out	Value
Vanguard Total Stock Market Index Fund	1,302,180	Jun 29, 2023	2.91%	28,947,460
Vanguard Small-Cap Index Fund	1,029,900	Sep 29, 2023	2.30%	22,894,676
iShares Russell 2000 ETF	973,309	Sep 29, 2023	2.17%	21,636,658
Fidelity Value Fund	848,300	Aug 30, 2023	1.89%	18,857,708
Vanguard Extended Market Index Fund	602,634	Jun 29, 2023	1.35%	13,396,553
Vanguard Small-Cap Growth Index Fund	576,782	Sep 29, 2023	1.29%	12,821,863

People Also Watch

Symbol	Last Price	Change	% Change
THO	104.27	+5.20	+5.25%
THOR Industries, Inc.			
WGO	66.91	+2.28	+3.53%
Winnebago Industries, Inc.			
YETI	44.43	+1.79	+4.20%
YETI Holdings, Inc.			
VSTO	28.52	+0.31	+1.10%
Vista Outdoor Inc.			
RH	284.67	+14.70	+5.45%
RH			

Similar to CWH

Symbol	Last Price	Change	% Change
ABG	217.61	+7.79	+3.71%
Asbury Automotive Group, Inc.			
LAZY	7.63	+0.72	+10.42%
Lazydays Holdings, Inc.			
LAD	277.59	+10.60	+3.97%
Lithia Motors, Inc.			
AN	140.13	+4.86	+3.59%
AutoNation, Inc.			
SAH	53.45	+2.18	+4.25%
Sonic Automotive, Inc.			

Data Disclaimer Help Suggestions
 Terms and Privacy Policy
 Your Privacy Choices
 CA Privacy Notice
 About Our Ads Sitemap

© 2023 Yahoo. All rights reserved.

CVS Health Corporation (CVS)

NYSE - NYSE Delayed Price. Currency in USD

Follow

Visitors trend 2W ↑ 10W ↑ 9M ↑

Quote Lookup

68.48 **+0.53 (+0.78%)**

At close: 04:00PM EST

68.55 **+0.07 (+0.10%)**

After hours: 07:59PM EST

Summary Company Insights Chart Conversations Statistics Historical Data Profile Financials Analysis Options **Holders** Sustainability

Advertisement



Major Holders Insider Roster Insider Transactions

Major Holders Breakdown

Currency in USD

0.18%	% of Shares Held by All Insider
79.85%	% of Shares Held by Institutions
80.00%	% of Float Held by Institutions
2,852	Number of Institutions Holding Shares

Top Institutional Holders

Holder	Shares	Date Reported	% Out	Value
Vanguard Group Inc	117,162,626	Sep 29, 2023	9.10%	8,023,297,021
Blackrock Inc.	86,733,963	Sep 29, 2023	6.74%	5,939,542,077
State Street Corporation	54,099,124	Sep 29, 2023	4.20%	3,704,708,193
Capital World Investors	40,425,071	Sep 29, 2023	3.14%	2,768,308,997
Morgan Stanley	31,114,704	Sep 29, 2023	2.42%	2,130,735,034
FMR, LLC	27,487,238	Sep 29, 2023	2.14%	1,882,326,150
Dodge & Cox Inc	26,722,982	Sep 29, 2023	2.08%	1,829,989,897
Geode Capital Management, LLC	23,930,130	Sep 29, 2023	1.86%	1,638,735,382
Capital International Investors	22,853,897	Sep 29, 2023	1.78%	1,565,034,943
Bank of America Corporation	16,410,362	Sep 29, 2023	1.28%	1,123,781,644

Top Mutual Fund Holders

Holder	Shares	Date Reported	% Out	Value
Vanguard Total Stock Market Index Fund	39,965,365	Jun 29, 2023	3.11%	2,736,828,329
Vanguard 500 Index Fund	30,863,365	Sep 29, 2023	2.40%	2,113,523,338
Washington Mutual Investors Fund	30,122,768	Sep 29, 2023	2.34%	2,062,807,253
Income Fund of America Inc	19,246,159	Sep 29, 2023	1.50%	1,317,977,032
Dodge & Cox Stock Fund	18,341,100	Sep 29, 2023	1.43%	1,255,998,589
Fidelity 500 Index Fund	14,687,050	Aug 30, 2023	1.14%	1,005,769,233

People Also Watch

Symbol	Last Price	Change	% Change
WBA	20.79	+0.85	+4.26%
Walgreens Boots Alliance, Inc.			
ABBV	143.41	+1.02	+0.72%
AbbVie Inc.			
UNH	547.16	-3.93	-0.71%
UnitedHealth Group Incorporated			
TGT	134.78	+0.97	+0.72%
Target Corporation			
BMJ	50.10	+0.72	+1.46%
Bristol-Myers Squibb Company			

Similar to CVS

Symbol	Last Price	Change	% Change
CI	269.02	+6.14	+2.34%
The Cigna Group			
HUM	495.21	+10.35	+2.13%
Humana Inc.			
UNH	547.16	-3.93	-0.71%
UnitedHealth Group Incorporated			
ELV	483.12	+3.63	+0.76%
Elevance Health, Inc.			
CNC	74.88	+1.20	+1.63%
Centene Corporation			

Data Disclaimer Help Suggestions
 Terms and Privacy Policy
 Your Privacy Choices
 CA Privacy Notice
 About Our Ads Sitemap

 © 2023 Yahoo. All rights reserved.

Dell Technologies Inc. (DELL)

NYSE - NYSE Delayed Price. Currency in USD

Follow

Visitors trend 2W ↓ 10W ↑ 9M ↑

Quote Lookup


71.93 -3.94 (-5.19%) **71.35** -0.58 (-0.81%)

At close: 04:00PM EST

After hours: 07:59PM EST

Summary Company Insights Chart Conversations Statistics Historical Data Profile Financials Analysis Options Holders Sustainability

Advertisement



Major Holders Insider Roster Insider Transactions

Major Holders Breakdown

Currency in USD

3.32%	% of Shares Held by All Insider
77.11%	% of Shares Held by Institutions
79.76%	% of Float Held by Institutions
937	Number of Institutions Holding Shares

Top Institutional Holders

Holder	Shares	Date Reported	% Out	Value
Vanguard Group Inc	16,948,286	Sep 29, 2023	6.66%	1,219,090,217
Blackrock Inc.	13,096,153	Sep 29, 2023	5.15%	942,006,289
Dodge & Cox Inc	10,974,166	Sep 29, 2023	4.32%	789,371,763
Boston Partners	9,378,447	Sep 29, 2023	3.69%	674,591,695
FMR, LLC	9,376,674	Sep 29, 2023	3.69%	674,464,163
Arrowstreet Capital, Limited Partnership	7,050,769	Sep 29, 2023	2.77%	507,161,816
Goldman Sachs Group Inc	5,984,713	Sep 29, 2023	2.35%	430,480,407
Lsv Asset Management	5,821,260	Sep 29, 2023	2.29%	418,723,233
Citadel Advisors Llc	5,146,491	Sep 29, 2023	2.02%	370,187,099
Morgan Stanley	5,023,755	Sep 29, 2023	1.98%	361,358,698

Top Mutual Fund Holders

Holder	Shares	Date Reported	% Out	Value
Dodge & Cox Stock Fund	8,726,648	Sep 29, 2023	3.43%	627,70
Vanguard Total Stock Market Index Fund	7,592,084	Jun 29, 2023	2.99%	546,09
Vanguard Extended Market Index Fund	3,526,902	Jun 29, 2023	1.39%	253,69
Columbia Fds Ser Tr II-Columbia Seligman Technology & Information Fund	3,077,636	Aug 30, 2023	1.21%	221,37
John Hancock Fds III-Disciplined Value Mid Cap Fd	2,908,174	Sep 29, 2023	1.14%	209,18
Fidelity Low-Priced Stock Fund	2,476,053	Aug 30, 2023	0.97%	178,10

People Also Watch

Symbol	Last Price	Change	% Change
SUNW Sunworks, Inc.	0.2810	-0.0084	-2.90%
CSCO Cisco Systems, Inc.	48.47	+0.09	+0.19%
ORCL Oracle Corporation	117.16	+0.95	+0.82%
HPQ HP Inc.	29.50	+0.16	+0.55%
EBAY eBay Inc.	41.73	+0.72	+1.76%

Similar to DELL

Symbol	Last Price	Change	% Change
NTAP NetApp, Inc.	91.28	-0.11	-0.12%
PSTG Pure Storage, Inc.	33.15	-0.16	-0.48%
HPQ HP Inc.	29.50	+0.16	+0.55%
SMCI Super Micro Computer, Inc.	269.63	-3.84	-1.40%
ANET Arista Networks, Inc.	216.64	-3.07	-1.40%

Data Disclaimer Help Suggestions
 Terms and Privacy Policy
 Your Privacy Choices
 CA Privacy Notice
 About Our Ads Sitemap

© 2023 Yahoo. All rights reserved.

Dollar General Corporation (DG)

NYSE - NYSE Delayed Price. Currency in USD

Follow

Visitors trend 2W ↑ 10W ↑ 9M ↑

Quote Lookup


134.69 **+3.57 (+2.72%)** **134.88** **+0.19 (+0.14%)**

At close: 04:00PM EST

After hours: 07:59PM EST

Summary Company Insights Chart Conversations Statistics Historical Data Profile Financials Analysis Options Holders Sustainability

Advertisement



Major Holders Insider Roster Insider Transactions

Major Holders Breakdown

Currency in USD

0.48%	% of Shares Held by All Insider
92.70%	% of Shares Held by Institutions
93.15%	% of Float Held by Institutions
1,652	Number of Institutions Holding Shares

Top Institutional Holders

Holder	Shares	Date Reported	% Out	Value
Vanguard Group Inc	21,711,407	Sep 29, 2023	9.89%	2,924,309,461
Blackrock Inc.	19,397,589	Sep 29, 2023	8.84%	2,612,661,309
Capital International Investors	16,403,419	Sep 29, 2023	7.47%	2,209,376,545
Capital World Investors	12,934,665	Sep 29, 2023	5.89%	1,742,170,060
State Street Corporation	9,509,810	Sep 29, 2023	4.33%	1,280,876,332
Price (T.Rowe) Associates Inc	6,928,350	Sep 29, 2023	3.16%	933,179,478
Geode Capital Management, LLC	4,305,665	Sep 29, 2023	1.96%	579,930,029
Morgan Stanley	3,793,379	Sep 29, 2023	1.73%	510,930,226
Longview Partners (Guernsey) LTD	3,594,186	Sep 29, 2023	1.64%	484,100,921
FMR, LLC	2,467,913	Sep 29, 2023	1.12%	332,403,207

Top Mutual Fund Holders

Holder	Shares	Date Reported	% Out	Value
Vanguard Total Stock Market Index Fund	6,848,400	Jun 29, 2023	3.12%	922,411,012
American Balanced Fund	6,630,211	Sep 29, 2023	3.02%	893,023,135
Fundamental Investors Inc	5,609,831	Sep 29, 2023	2.56%	755,588,151
Vanguard 500 Index Fund	5,270,687	Sep 29, 2023	2.40%	709,908,844
Washington Mutual Investors Fund	4,195,208	Sep 29, 2023	1.91%	565,052,575
American Mutual Fund Inc	3,828,845	Sep 29, 2023	1.74%	515,707,142

Morningstar Rating

Rating	Fair Value	Economic Moat
Subscribe	Subscribe	Subscribe

People Also Watch

Symbol	Last Price	Change	% Change
DLTR Dollar Tree, Inc.	126.15	+2.56	+2.07%
TJX The TJX Companies, Inc.	89.04	+0.93	+1.06%
ROST Ross Stores, Inc.	132.14	+1.76	+1.35%
AZO AutoZone, Inc.	2,641.75	+31.82	+1.22%
ULTA Ulta Beauty, Inc.	472.03	+46.04	+10.81%

Similar to DG

Symbol	Last Price	Change	% Change
DLTR Dollar Tree, Inc.	126.15	+2.56	+2.07%
TGT Target Corporation	134.78	+0.97	+0.72%
WMT Walmart Inc.	154.34	-1.35	-0.87%
BIG Big Lots, Inc.	6.38	+1.11	+21.06%
COST Costco Wholesale Corporation	596.25	+3.51	+0.59%

Data Disclaimer Help Suggestions Terms and Privacy Policy

Your Privacy Choices
CA Privacy Notice
About Our Ads Sitemap

© 2023 Yahoo. All rights reserved.

Lululemon Athletica Inc. (LULU)

NasdaqGS - NasdaqGS Real Time Price. Currency in USD

Follow

Visitors trend 2W ↓ 10W ↑ 9M ↑

Quote Lookup

466.61 **+19.81 (+4.43%)** **466.62** **+0.01 (+0.00%)**

At close: 04:00PM EST

After hours: 07:58PM EST

Summary Company Insights Chart Conversations Statistics Historical Data Profile Financials Analysis Options Holders Sustainability

Advertisement



Major Holders Insider Roster Insider Transactions

Major Holders Breakdown

Currency in USD

4.85%	% of Shares Held by All Insider
91.46%	% of Shares Held by Institutions
96.13%	% of Float Held by Institutions
1,494	Number of Institutions Holding Shares

Top Institutional Holders

Holder	Shares	Date Reported	% Out	Value
FMR, LLC	18,213,785	Sep 29, 2023	14.39%	8,498,733,952
Blackrock Inc.	7,786,107	Sep 29, 2023	6.15%	3,633,075,273
Vanguard Group Inc	7,323,850	Sep 29, 2023	5.79%	3,417,381,541
Jennison Associates LLC	4,773,078	Sep 29, 2023	3.77%	2,227,165,855
Edgewood Management Llc	3,054,830	Sep 29, 2023	2.41%	1,425,414,181
State Street Corporation	2,665,077	Sep 29, 2023	2.11%	1,243,551,539
Price (T.Rowe) Associates Inc	2,511,158	Sep 29, 2023	1.98%	1,171,731,397
Alliancebernstein L.P.	2,161,154	Sep 29, 2023	1.71%	1,008,416,036
Morgan Stanley	1,934,683	Sep 29, 2023	1.53%	902,742,406
Schroder Investment Management Group	1,865,091	Sep 29, 2023	1.47%	870,270,084

Top Mutual Fund Holders

Holder	Shares	Date Reported	% Out	Value
Fidelity Growth Company Fund	4,689,750	Aug 30, 2023	3.71%	2,188,284,178
Vanguard Total Stock Market Index Fund	3,624,584	Jun 29, 2023	2.86%	1,691,267,087
Invesco ETF Tr-Invesco QQQ Tr, Series 1 ETF	2,075,999	Sep 29, 2023	1.64%	968,681,862
Fidelity Growth Company K6 Fund	1,742,532	Aug 30, 2023	1.38%	813,082,830
Vanguard Extended Market Index Fund	1,599,809	Jun 29, 2023	1.26%	746,486,854
Advisors Inner Circle Fund-Edgewood Growth Fd	1,574,655	Sep 29, 2023	1.24%	734,749,746

People Also Watch

Symbol	Last Price	Change	% Change
CMG	2,233.83	+31.58	+1.43%
Chipotle Mexican Grill, Inc.			
DOCU	45.99	+2.89	+6.71%
DocuSign, Inc.			
SHOP	73.86	+1.04	+1.43%
Shopify Inc.			
ULTA	472.03	+46.04	+10.81%
Ulta Beauty, Inc.			
PTON	6.22	+0.56	+9.89%
Peloton Interactive, Inc.			

Similar to LULU

Symbol	Last Price	Change	% Change
FL	29.71	+2.78	+10.32%
Foot Locker, Inc.			
ATZ.TO	25.73	-0.59	-2.24%
Aritzia Inc.			
VSCO	28.53	+1.58	+5.86%
Victoria's Secret & Co.			
ANF	77.88	+1.99	+2.62%
Abercrombie & Fitch Co.			
TJX	89.04	+0.93	+1.06%
The TJX Companies, Inc.			

Data Disclaimer Help Suggestions
 Terms and Privacy Policy
 Your Privacy Choices
 CA Privacy Notice
 About Our Ads Sitemap

 © 2023 Yahoo. All rights reserved.

Microsoft Corporation (MSFT)

NasdaqGS - NasdaqGS Real Time Price. Currency in USD

Follow

[Visitors trend](#)
2W ↓
10W ↑
9M ↑

Quote Lookup


374.51 **-4.40 (-1.16%)**
374.40 **-0.11 (-0.03%)**

At close: 04:00PM EST

After hours: 07:59PM EST

[Summary](#)
[Company Insights](#)
[Chart](#)
[Conversations](#)
[Statistics](#)
[Historical Data](#)
[Profile](#)
[Financials](#)
[Analysis](#)
[Options](#)
[Holders](#)
[Sustainability](#)

Advertisement



[Major Holders](#)
[Insider Roster](#)
[Insider Transactions](#)

Major Holders Breakdown

Currency in USD

0.05%	% of Shares Held by All Insider
73.21%	% of Shares Held by Institutions
73.25%	% of Float Held by Institutions
6,255	Number of Institutions Holding Shares

Top Institutional Holders

Holder	Shares	Date Reported	% Out	Value
Vanguard Group Inc	649,207,002	Sep 29, 2023	8.73%	243,134,520,658
Blackrock Inc.	533,634,606	Sep 29, 2023	7.18%	199,851,501,504
State Street Corporation	288,457,142	Sep 29, 2023	3.88%	108,030,087,067
FMR, LLC	215,874,152	Sep 29, 2023	2.90%	80,847,030,773
Price (T.Rowe) Associates Inc	151,921,031	Sep 29, 2023	2.04%	56,895,946,803
Geode Capital Management, LLC	151,218,886	Sep 29, 2023	2.03%	56,632,986,472
Morgan Stanley	123,130,465	Sep 29, 2023	1.66%	46,113,591,649
JP Morgan Chase & Company	116,603,674	Sep 29, 2023	1.57%	43,669,243,088
Capital World Investors	88,620,338	Sep 29, 2023	1.19%	33,189,203,649
Norges Bank Investment Management	86,316,926	Dec 30, 2022	1.16%	32,326,552,799

Top Mutual Fund Holders

Holder	Shares	Date Reported	% Out	Value
Vanguard Total Stock Market Index Fund	231,883,087	Jun 29, 2023	3.12%	86,842,537,176
Vanguard 500 Index Fund	178,541,915	Sep 29, 2023	2.40%	66,865,734,330
Fidelity 500 Index Fund	85,181,943	Aug 30, 2023	1.15%	31,901,490,304
SPDR S&P 500 ETF Trust	83,514,381	Sep 29, 2023	1.12%	31,276,971,643
iShares Core S&P 500 ETF	70,110,000	Sep 29, 2023	0.94%	26,256,896,784
Vanguard Growth Index Fund	64,478,709	Sep 29, 2023	0.87%	24,147,921,937

People Also Watch

Symbol	Last Price	Change	% Change
AAPL Apple Inc.	191.24	+1.29	+0.68%
AMZN Amazon.com, Inc.	147.03	+0.94	+0.64%
GOOG Alphabet Inc.	133.32	-0.60	-0.45%
META Meta Platforms, Inc.	324.82	-2.33	-0.71%
INTC Intel Corporation	43.74	-0.96	-2.15%

Similar to MSFT

Symbol	Last Price	Change	% Change
CRWD CrowdStrike Holdings, Inc.	235.03	-1.96	-0.83%
PLTR Palantir Technologies Inc.	20.27	+0.22	+1.10%
ADBE Adobe Inc.	612.47	+1.46	+0.24%
PANW Palo Alto Networks, Inc.	296.16	+1.07	+0.36%
AFRM Affirm Holdings, Inc.	37.67	+3.26	+9.47%

[Data Disclaimer](#)
[Help](#)
[Suggestions](#)
[Terms and Privacy Policy](#)
 Your Privacy Choices
[CA Privacy Notice](#)
[About Our Ads](#)
[Sitemap](#)
 X f in
 © 2023 Yahoo. All rights reserved.

Sprouts Farmers Market, Inc. (SFM)

NasdaqGS - NasdaqGS Real Time Price. Currency in USD

Follow

Visitors trend 2W ↑ 10W ↑ 9M ↑

Quote Lookup


43.92 **+0.84 (+1.95%)** **43.30** **-0.62 (-1.41%)**

At close: 04:00PM EST

After hours: 04:30PM EST

Summary Company Insights Chart Conversations Statistics Historical Data Profile Financials Analysis Options Holders Sustainability

Advertisement



Major Holders Insider Roster Insider Transactions

Major Holders Breakdown

Currency in USD

0.56%	% of Shares Held by All Insider
112.00%	% of Shares Held by Institutions
112.63%	% of Float Held by Institutions
576	Number of Institutions Holding Shares

Top Institutional Holders

Holder	Shares	Date Reported	% Out	Value
FMR, LLC	15,097,444	Sep 29, 2023	14.86%	663,079,712
Blackrock Inc.	12,126,870	Sep 29, 2023	11.94%	532,612,108
Vanguard Group Inc	10,731,920	Sep 29, 2023	10.56%	471,345,906
Lsv Asset Management	4,631,889	Sep 29, 2023	4.56%	203,432,556
Renaissance Technologies, LLC	4,198,844	Sep 29, 2023	4.13%	184,413,220
State Street Corporation	3,732,332	Sep 29, 2023	3.67%	163,924,014
Dimensional Fund Advisors LP	2,946,408	Sep 29, 2023	2.90%	129,406,233
Morgan Stanley	2,833,731	Sep 29, 2023	2.79%	124,457,460
Ubs Asset Management Americas Inc	2,638,625	Sep 29, 2023	2.60%	115,888,405
Citadel Advisors Llc	2,384,716	Sep 29, 2023	2.35%	104,736,722

Top Mutual Fund Holders

Holder	Shares	Date Reported	% Out	Value
Fidelity Low-Priced Stock Fund	3,831,750	Aug 30, 2023	3.77%	168,290,452
iShares Core S&P Midcap ETF	3,188,014	Sep 29, 2023	3.14%	140,017,569
Vanguard Total Stock Market Index Fund	3,145,718	Jun 29, 2023	3.10%	138,159,928
Vanguard Small-Cap Index Fund	2,625,307	Sep 29, 2023	2.58%	115,303,478
iShares Russell 2000 ETF	2,405,732	Sep 29, 2023	2.37%	105,659,745
Vanguard Small Cap Value Index Fund	1,836,417	Sep 29, 2023	1.81%	80,655,431

People Also Watch

Symbol	Last Price	Change	% Change
UNFI	15.60	+1.05	+7.22%
United Natural Foods, Inc.			
HAIN	10.84	+0.27	+2.55%
The Hain Celestial Group, Inc.			
OLLI	74.77	+1.50	+2.05%
Ollie's Bargain Outlet Holdings, Inc.			
FIVE	199.80	+11.34	+6.02%
Five Below, Inc.			
GO	28.47	+0.26	+0.92%
Grocery Outlet Holding Corp.			

Similar to SFM

Symbol	Last Price	Change	% Change
ACI	21.98	+0.21	+0.96%
Albertsons Companies, Inc.			
NGVC	16.29	+0.60	+3.82%
Natural Grocers by Vitamin Cottage, Inc.			
DNUT	13.23	+0.23	+1.77%
Krispy Kreme, Inc.			
GO	28.47	+0.26	+0.92%
Grocery Outlet Holding Corp.			
KR	44.60	+0.33	+0.75%
The Kroger Co.			

Data Disclaimer Help Suggestions
 Terms and Privacy Policy
 Your Privacy Choices
 CA Privacy Notice
 About Our Ads Sitemap

 © 2023 Yahoo. All rights reserved.

Starbucks Corporation (SBUX)

NasdaqGS - NasdaqGS Real Time Price. Currency in USD

Follow

[Visitors trend](#)
[2W ↑](#)
[10W ↑](#)
[9M ↑](#)

Quote Lookup

99.20 -0.10 (-0.10%)
99.35 +0.15 (+0.15%)

At close: 04:00PM EST

After hours: 07:58PM EST

[Summary](#)
[Company Insights](#)
[Chart](#)
[Conversations](#)
[Statistics](#)
[Historical Data](#)
[Profile](#)
[Financials](#)
[Analysis](#)
[Options](#)
[Holders](#)
[Sustainability](#)

Advertisement



[Major Holders](#)
[Insider Roster](#)
[Insider Transactions](#)

Major Holders Breakdown

Currency in USD

2.08%	% of Shares Held by All Insider
73.46%	% of Shares Held by Institutions
75.02%	% of Float Held by Institutions
2,941	Number of Institutions Holding Shares

Top Institutional Holders

Holder	Shares	Date Reported	% Out	Value
Vanguard Group Inc	106,891,648	Sep 29, 2023	9.40%	10,603,651,155
Blackrock Inc.	78,359,902	Sep 29, 2023	6.89%	7,773,302,039
State Street Corporation	44,926,802	Sep 29, 2023	3.95%	4,456,738,621
Bank of America Corporation	26,976,687	Sep 29, 2023	2.37%	2,676,087,268
Capital Research Global Investors	25,365,993	Sep 29, 2023	2.23%	2,516,306,428
Geode Capital Management, LLC	22,354,038	Sep 29, 2023	1.97%	2,217,520,501
Morgan Stanley	21,499,268	Sep 29, 2023	1.89%	2,132,727,319
Northern Trust Corporation	15,217,752	Sep 29, 2023	1.34%	1,509,600,951
Royal Bank of Canada	14,114,519	Sep 29, 2023	1.24%	1,400,160,241
JP Morgan Chase & Company	13,997,784	Sep 29, 2023	1.23%	1,388,580,130

Top Mutual Fund Holders

Holder	Shares	Date Reported	% Out	Value
Vanguard Total Stock Market Index Fund	35,742,136	Jun 29, 2023	3.14%	3,545,619,782
Vanguard 500 Index Fund	27,523,046	Sep 29, 2023	2.42%	2,730,286,079
Invesco ETF Tr-Invesco QQQ Tr, Series 1 ETF	19,582,666	Sep 29, 2023	1.72%	1,942,600,407
Fidelity 500 Index Fund	13,133,311	Aug 30, 2023	1.16%	1,302,824,411
SPDR S&P 500 ETF Trust	12,876,817	Sep 29, 2023	1.13%	1,277,380,207
iShares Core S&P 500 ETF	10,808,333	Sep 29, 2023	0.95%	1,072,186,600

People Also Watch


Symbol	Last Price	Change	% Change
NKE NIKE, Inc.	113.48	+3.58	+3.26%
COST Costco Wholesale Corporation	596.25	+3.51	+0.59%
DIS The Walt Disney Company	92.58	-0.11	-0.12%
V Visa Inc.	256.45	-0.23	-0.09%
WMT Walmart Inc.	154.34	-1.35	-0.87%

Similar to SBUX

Symbol	Last Price	Change	% Change
MCD McDonald's Corporation	285.96	+4.12	+1.46%
CMG Chipotle Mexican Grill, Inc.	2,233.83	+31.58	+1.43%
BROS Dutch Bros Inc.	28.30	+1.57	+5.87%
DPZ Domino's Pizza, Inc.	397.18	+4.29	+1.09%
CAVA CAVA Group, Inc.	36.22	+2.21	+6.50%

[Data Disclaimer](#)
[Help](#)
[Suggestions](#)
[Terms and Privacy Policy](#)
 Your Privacy Choices
[CA Privacy Notice](#)
[About Our Ads](#)
[Sitemap](#)

© 2023 Yahoo. All rights reserved.



The Kroger Co. (KR)

NYSF - NYSE Delayed Price. Currency in USD

Follow

Visitors trend 2W ↑ 10W ↑ 9M ↑

Quote Lookup

People Also Watch

Symbol: **KR** Last Price: **44.60** Change: **-0.33 (-0.75%)**

44.65 +0.05 (+0.11%)

After hours: 07:54PM EST

KHC 35.52 +0.41 +1.17%
The Kraft Heinz Company

TGT 134.78 +0.97 +0.72%
Target Corporation

CVS 68.48 +0.53 +0.78%
CVS Health Corporation

GIS 64.13 +0.47 +0.74%
General Mills, Inc.

K 52.88 +0.34 +0.65%
Kellanova

- Conversations
- Statistics
- Historical Data
- Profile
- Financials
- Analysis
- Options
- Holdings**
- Sustainability

Major Holders [Insider Roster](#) [Insider Transactions](#)

Symbol: **KR** Last Price: **44.65** Change: **+0.05** % Change: **+0.11%** Currency in USD

Symbol	Last Price	Change	% Change
Breakdown			
ACI	21.98	+0.21	+0.96%
Albertsons Companies, Inc. % of Shares Held by All Insider			
SFM	43.92	+0.84	+1.95%
Sprouts Farmers Market, Inc. % of Shares Held by Institutions			
DNUT	13.23	+0.23	+1.77%
Krispy Kreme, Inc. % of Float Held by Institutions			
IMKT	82.81	+1.18	+1.46%
Ingles Markets, Incorporated. Number of Institutions Holding Shares			
ADAS	26.49	-0.07	-0.28%
Koninklijke Ahold Delhaize, N.V.			

Top Institutional Holders

Holder	Shares	Date Reported	% Out	Value
Data Disclaimer Help Suggestions Terms and Privacy Policy Your Privacy Choices CA Privacy Notice About Our Ads Sitemap	81,736,364	Sep 29, 2023	11.36%	3,645,441,709
	61,690,022	Sep 29, 2023	8.58%	2,751,374,887
	50,000,000	Sep 29, 2023	6.95%	2,229,999,923
	33,068,624	Sep 29, 2023	4.60%	1,474,860,579
	22,662,962	Sep 29, 2023	3.15%	1,010,768,070
Harris Associates L.P.	17,178,832	Sep 29, 2023	2.39%	766,175,880
Geode Capital Management, LLC	14,320,017	Sep 29, 2023	1.99%	638,672,736
Capital World Investors	14,238,290	Sep 29, 2023	1.98%	635,027,712
Dimensional Fund Advisors LP	12,088,532	Sep 29, 2023	1.68%	539,148,508
Lsv Asset Management	9,809,272	Sep 29, 2023	1.36%	437,493,516

Top Mutual Fund Holders

Holder	Shares	Date Reported	% Out	Value
Vanguard Total Stock Market Index Fund	20,095,851	Jun 29, 2023	2.79%	896,274,923
Vanguard 500 Index Fund	14,867,444	Sep 29, 2023	2.07%	663,087,979
Vanguard Mid-Cap Index Fund	14,627,795	Sep 29, 2023	2.03%	652,399,634
Capital World Growth and Income Fund	10,181,256	Sep 29, 2023	1.42%	454,084,002

- Finance Home
- Watchlists
- My Portfolio
- Markets
- News
- Videos
- Yahoo Finance Plus
- Screeners
- ...

Fidelity 500 Index Fund	7,481,333	Aug 30, 2023	1.64%	333,070,927
-------------------------	-----------	--------------	-------	-------------

The TJX Companies, Inc. (TJX)

NYSE - NYSE Delayed Price. Currency in USD

Follow

Visitors trend 2W ↑ 10W ↑ 9M ↑

Quote Lookup

89.04 **+0.93** **(+1.06%)**


At close: 04:00PM EST

89.17 **+0.13** **(+0.15%)**

After hours: 07:58PM EST

Summary Company Insights Chart Conversations Statistics Historical Data Profile Financials Analysis Options **Holders** Sustainability

Advertisement



Major Holders Insider Roster Insider Transactions

Major Holders Breakdown

Currency in USD

0.09%	% of Shares Held by All Insider
93.05%	% of Shares Held by Institutions
93.14%	% of Float Held by Institutions
2,310	Number of Institutions Holding Shares

Top Institutional Holders

Holder	Shares	Date Reported	% Out	Value
Vanguard Group Inc	95,135,688	Sep 29, 2023	8.32%	8,470,881,746
Blackrock Inc.	83,823,537	Sep 29, 2023	7.33%	7,463,647,811
Wellington Management Group, LLP	63,072,541	Sep 29, 2023	5.51%	5,615,979,108
FMR, LLC	52,008,484	Sep 29, 2023	4.55%	4,630,835,462
State Street Corporation	45,921,797	Sep 29, 2023	4.01%	4,088,876,846
JP Morgan Chase & Company	30,975,349	Sep 29, 2023	2.71%	2,758,045,103
Morgan Stanley	24,752,978	Sep 29, 2023	2.16%	2,204,005,183
Bank Of New York Mellon Corporation	22,690,218	Sep 29, 2023	1.98%	2,020,337,031
Geode Capital Management, LLC	21,880,921	Sep 29, 2023	1.91%	1,948,277,225
Bank of America Corporation	18,249,904	Sep 29, 2023	1.60%	1,624,971,468

Top Mutual Fund Holders

Holder	Shares	Date Reported	% Out	Value
Vanguard Total Stock Market Index Fund	35,855,947	Jun 29, 2023	3.13%	3,192,613,553
Vanguard 500 Index Fund	27,615,099	Sep 29, 2023	2.41%	2,458,848,440
Vanguard Specialized-Dividend Growth Fund	21,905,500	Jul 30, 2023	1.91%	1,950,465,740
Fidelity 500 Index Fund	13,191,658	Aug 30, 2023	1.15%	1,174,585,240
SPDR S&P 500 ETF Trust	12,919,810	Sep 29, 2023	1.13%	1,150,379,894
iShares Core S&P 500 ETF	10,844,725	Sep 29, 2023	0.95%	965,614,323

People Also Watch

Symbol	Last Price	Change	% Change
ROST Ross Stores, Inc.	132.14	+1.76	+1.35%
KSS Kohl's Corporation	24.24	+0.79	+3.37%
DLTR Dollar Tree, Inc.	126.15	+2.56	+2.07%
DG Dollar General Corporation	134.69	+3.57	+2.72%
JWN Nordstrom, Inc.	16.19	+0.57	+3.65%

Similar to TJX

Symbol	Last Price	Change	% Change
ROST Ross Stores, Inc.	132.14	+1.76	+1.35%
BURL Burlington Stores, Inc.	174.06	+4.47	+2.64%
AEO American Eagle Outfitters, Inc.	19.51	+0.48	+2.52%
LULU Lululemon Athletica Inc.	466.61	+19.81	+4.43%
ANF Abercrombie & Fitch Co.	77.88	+1.99	+2.62%

Data Disclaimer Help Suggestions
 Terms and Privacy Policy
 Your Privacy Choices
 CA Privacy Notice
 About Our Ads Sitemap

 © 2023 Yahoo. All rights reserved.

Ulta Beauty, Inc. (ULTA)

NasdaqGS - NasdaqGS Real Time Price. Currency in USD

Follow

[Visitors trend](#)
[2W ↑](#)
[10W ↑](#)
[9M ↑](#)

Quote Lookup


472.03 **+46.04 (+10.81%)** **473.00** **+0.97 (+0.21%)**

At close: 04:00PM EST

After hours: 07:59PM EST

[Summary](#)
[Company Insights](#)
[Chart](#)
[Conversations](#)
[Statistics](#)
[Historical Data](#)
[Profile](#)
[Financials](#)
[Analysis](#)
[Options](#)
[Holders](#)
[Sustainability](#)

Advertisement



[Major Holders](#)
[Insider Roster](#)
[Insider Transactions](#)

Major Holders Breakdown

Currency in USD

0.15%	% of Shares Held by All Insider
96.30%	% of Shares Held by Institutions
96.44%	% of Float Held by Institutions
1,463	Number of Institutions Holding Shares

Top Institutional Holders

Holder	Shares	Date Reported	% Out	Value
Vanguard Group Inc	5,588,006	Sep 29, 2023	11.35%	2,637,706,465
Blackrock Inc.	4,298,024	Sep 29, 2023	8.73%	2,028,796,263
State Street Corporation	1,990,511	Sep 29, 2023	4.04%	939,580,904
Price (T.Rowe) Associates Inc	1,573,977	Sep 29, 2023	3.20%	742,964,361
Morgan Stanley	1,538,533	Sep 29, 2023	3.13%	726,233,730
Jennison Associates LLC	1,130,379	Sep 29, 2023	2.30%	533,572,797
Geode Capital Management, LLC	1,128,076	Sep 29, 2023	2.29%	532,485,712
Arrowstreet Capital, Limited Partnership	747,261	Sep 29, 2023	1.52%	352,729,608
Goldman Sachs Group Inc	608,147	Sep 29, 2023	1.24%	287,063,627
Northern Trust Corporation	575,658	Sep 29, 2023	1.17%	271,727,845

Top Mutual Fund Holders

Holder	Shares	Date Reported	% Out	Value
Vanguard Total Stock Market Index Fund	1,563,445	Jun 29, 2023	3.18%	737,992,941
Vanguard 500 Index Fund	1,196,702	Sep 29, 2023	2.43%	564,879,243
Vanguard Mid-Cap Index Fund	1,114,778	Sep 29, 2023	2.26%	526,208,657
Fidelity 500 Index Fund	573,826	Aug 30, 2023	1.17%	270,863,086
SPDR S&P 500 ETF Trust	560,032	Sep 29, 2023	1.14%	264,351,904
iShares Core S&P 500 ETF	470,039	Sep 29, 2023	0.95%	221,872,508

People Also Watch

Symbol	Last Price	Change	% Change
LULU	466.61	+19.81	+4.43%
Lululemon Athletica Inc.			
DLTR	126.15	+2.56	+2.07%
Dollar Tree, Inc.			
ROST	132.14	+1.76	+1.35%
Ross Stores, Inc.			
EL	131.94	+4.25	+3.33%
The Estée Lauder Companies Inc.			
TSCO	210.07	+7.06	+3.48%
Tractor Supply Company			

Similar to ULTA

Symbol	Last Price	Change	% Change
FIVE	199.80	+11.34	+6.02%
Five Below, Inc.			
WOOF	3.4600	+0.4400	+14.57%
Petco Health and Wellness Company, Inc.			
ASO	55.17	+4.30	+8.45%
Academy Sports and Outdoors, Inc.			
BBY	73.42	+2.48	+3.50%
Best Buy Co., Inc.			
DKS	138.27	+8.17	+6.28%
DICK'S Sporting Goods, Inc.			

[Data Disclaimer](#)
[Help](#)
[Suggestions](#)
[Terms and Privacy Policy](#)
 Your Privacy Choices
[CA Privacy Notice](#)
[About Our Ads](#)
[Sitemap](#)

© 2023 Yahoo. All rights reserved.

Victoria's Secret & Co. (VSCO)

NYSE - NYSE Delayed Price. Currency in USD

Follow

Visitors trend 2W ↑ 10W ↑ 9M ↑

Quote Lookup


28.53 **+1.58 (+5.86%)** **28.64** **+0.11 (+0.39%)**

At close: 04:00PM EST

After hours: 07:59PM EST

Summary Company Insights Chart Conversations Statistics Historical Data Profile Financials Analysis Options **Holders** Sustainability

Advertisement



Major Holders Insider Roster Insider Transactions

Major Holders Breakdown

Currency in USD

10.27%	% of Shares Held by All Insider
98.52%	% of Shares Held by Institutions
109.79%	% of Float Held by Institutions
375	Number of Institutions Holding Shares

Top Institutional Holders

Holder	Shares	Date Reported	% Out	Value
Blackrock Inc.	10,305,860	Sep 29, 2023	13.34%	294,026,192
Vanguard Group Inc	8,581,304	Sep 29, 2023	11.11%	244,824,609
Windacre Partnership LLC	6,789,900	Sep 29, 2023	8.79%	193,715,851
Morgan Stanley	6,019,515	Sep 29, 2023	7.79%	171,736,767
FMR, LLC	5,657,576	Sep 29, 2023	7.32%	161,410,647
UBS Group AG	3,323,016	Sep 29, 2023	4.30%	94,805,648
State Street Corporation	2,810,123	Sep 29, 2023	3.64%	80,172,811
Wellington Management Group, LLP	2,391,359	Sep 29, 2023	3.09%	68,225,473
Primecap Management Company	2,376,566	Sep 29, 2023	3.08%	67,803,429
Citadel Advisors Llc	1,819,931	Sep 29, 2023	2.36%	51,922,632

Top Mutual Fund Holders

Holder	Shares	Date Reported	% Out	Value
iShares Core S&P Smallcap ETF	5,210,206	Sep 29, 2023	6.74%	148,647,180
Vanguard Total Stock Market Index Fund	2,505,633	Jun 29, 2023	3.24%	71,485,711
Fidelity Value Fund	2,013,333	Aug 30, 2023	2.61%	57,440,391
Vanguard Small-Cap Index Fund	1,981,647	Sep 29, 2023	2.56%	56,536,390
Vanguard Small Cap Value Index Fund	1,391,272	Sep 29, 2023	1.80%	39,692,991
Vanguard/Primecap Fund	1,168,271	Sep 29, 2023	1.51%	33,330,772

People Also Watch

Symbol	Last Price	Change	% Change
BBWI	33.89	+1.27	+3.89%
Bath & Body Works, Inc.			
CPRI	48.42	-0.02	-0.04%
Capri Holdings Limited			
DNUT	13.23	+0.23	+1.77%
Krispy Kreme, Inc.			
SG	9.96	+0.55	+5.84%
Sweetgreen, Inc.			
BURL	174.06	+4.47	+2.64%
Burlington Stores, Inc.			

Similar to VSCO

Symbol	Last Price	Change	% Change
FL	29.71	+2.78	+10.32%
Foot Locker, Inc.			
ANF	77.88	+1.99	+2.62%
Abercrombie & Fitch Co.			
AEO	19.51	+0.48	+2.52%
American Eagle Outfitters, Inc.			
GPS	21.02	+0.95	+4.73%
The Gap, Inc.			
LULU	466.61	+19.81	+4.43%
Lululemon Athletica Inc.			

Data Disclaimer Help Suggestions
 Terms and Privacy Policy
 Your Privacy Choices
 CA Privacy Notice
 About Our Ads Sitemap

 © 2023 Yahoo. All rights reserved.

Walgreens Boots Alliance, Inc. (WBA)

NasdaqGS - NasdaqGS Real Time Price. Currency in USD

Follow

Visitors trend 2W ↑ 10W ↑ 9M ↑

Quote Lookup


20.79 **+0.85 (+4.26%)** **20.81** **+0.02 (+0.10%)**

At close: 04:00PM EST

After hours: 07:58PM EST

Summary Company Insights Chart Conversations Statistics Historical Data Profile Financials Analysis Options Holders Sustainability

Advertisement



Major Holders Insider Roster Insider Transactions

Major Holders Breakdown

Currency in USD

17.19%	% of Shares Held by All Insider
61.09%	% of Shares Held by Institutions
73.78%	% of Float Held by Institutions
1,575	Number of Institutions Holding Shares

Top Institutional Holders

Holder	Shares	Date Reported	% Out	Value
Vanguard Group Inc	86,675,198	Sep 29, 2023	10.03%	1,801,977,445
Blackrock Inc.	66,034,496	Sep 29, 2023	7.64%	1,372,857,232
State Street Corporation	54,236,704	Sep 29, 2023	6.28%	1,127,581,125
Invesco Ltd.	17,026,420	Sep 29, 2023	1.97%	353,979,287
Geode Capital Management, LLC	16,143,413	Sep 29, 2023	1.87%	335,621,571
Capital World Investors	14,285,331	Sep 29, 2023	1.65%	296,992,044
Morgan Stanley	12,584,371	Sep 29, 2023	1.46%	261,629,084
Northern Trust Corporation	7,703,403	Sep 29, 2023	0.89%	160,153,755
ProShares Advisors, LLC	6,941,236	Sep 29, 2023	0.80%	144,308,302
Legal & General Group PLC	6,645,586	Sep 29, 2023	0.77%	138,161,739

Top Mutual Fund Holders

Holder	Shares	Date Reported	% Out	Value
Vanguard Total Stock Market Index Fund	22,885,637	Jun 29, 2023	2.65%	475,792,414
Vanguard 500 Index Fund	17,217,401	Sep 29, 2023	1.99%	357,949,782
Vanguard Mid-Cap Index Fund	16,616,593	Sep 29, 2023	1.92%	345,458,983
Invesco ETF Tr-Invesco QQQ Tr, Series 1 ETF	14,759,039	Sep 29, 2023	1.71%	306,840,434
SPDR (R) Ser Tr- SPDR (R) S&P (R) Dividend ETF	11,176,139	Sep 29, 2023	1.29%	232,351,940
iShares Select Dividend ETF	9,712,973	Sep 29, 2023	1.12%	201,932,717

People Also Watch

Symbol	Last Price	Change	% Change
CVS	68.48	+0.53	+0.78%
CVS Health Corporation			
ABBV	143.41	+1.02	+0.72%
AbbVie Inc.			
KHC	35.52	+0.41	+1.17%
The Kraft Heinz Company			
MMM	99.85	+0.78	+0.79%
3M Company			
TGT	134.78	+0.97	+0.72%
Target Corporation			

Similar to WBA

Symbol	Last Price	Change	% Change
PETS	7.47	+0.54	+7.79%
PetMed Express, Inc.			
RADCQ	0.2071	-0.0009	-0.43%
Rite Aid Corporation			
HITI	1.6100	+0.0900	+5.92%
High Tide Inc.			
YI	1.8900	-0.1000	-5.03%
111, Inc.			
BIMI	1.9900	+0.0400	+2.05%
BIMI International Medical, Inc.			

Data Disclaimer Help Suggestions
 Terms and Privacy Policy
 Your Privacy Choices
 CA Privacy Notice
 About Our Ads Sitemap

 © 2023 Yahoo. All rights reserved.

Wayfair Inc. (W)

NYSE - NYSE Delayed Price. Currency in USD

Follow

[Visitors trend](#)
2W ↓
10W ↑
9M ↑

Quote Lookup


58.53
+2.73 (+4.89%)
58.68
+0.15 (+0.26%)

At close: 04:01PM EST

After hours: 07:45PM EST

[Summary](#)
[Company Insights](#)
[Chart](#)
[Conversations](#)
[Statistics](#)
[Historical Data](#)
[Profile](#)
[Financials](#)
[Analysis](#)
[Options](#)
[Holders](#)
[Sustainability](#)

Advertisement



[Major Holders](#)
[Insider Roster](#)
[Insider Transactions](#)

Major Holders Breakdown

Currency in USD

5.41%	% of Shares Held by All Insider
114.19%	% of Shares Held by Institutions
120.72%	% of Float Held by Institutions
401	Number of Institutions Holding Shares

Top Institutional Holders

Holder	Shares	Date Reported	% Out	Value
FMR, LLC	13,520,594	Sep 29, 2023	14.66%	791,360,350
Capital World Investors	11,079,903	Sep 29, 2023	12.01%	648,506,709
Vanguard Group Inc	7,830,300	Sep 29, 2023	8.49%	458,307,449
Baillie Gifford and Company	7,706,935	Sep 29, 2023	8.35%	451,086,896
Morgan Stanley	4,546,776	Sep 29, 2023	4.93%	266,122,793
Prescott General Partners LLC	3,823,239	Sep 29, 2023	4.14%	223,774,174
Blackrock Inc.	3,723,017	Sep 29, 2023	4.04%	217,908,180
Spruce House Investment Management LLC	3,650,000	Sep 29, 2023	3.96%	213,634,495
Shaw D.E. & Co., Inc.	2,982,229	Sep 29, 2023	3.23%	174,549,859
Great Hill Partners LP	2,788,912	Sep 29, 2023	3.02%	163,235,015

Top Mutual Fund Holders

Holder	Shares	Date Reported	% Out	Value
Growth Fund Of America Inc	6,938,964	Sep 29, 2023	7.52%	406,137,554
Smallcap World Fund	3,648,801	Jun 29, 2023	3.96%	213,564,318
Fidelity Growth Company Fund	3,522,714	Aug 30, 2023	3.82%	206,184,446
Vanguard Total Stock Market Index Fund	2,582,887	Jun 29, 2023	2.80%	151,176,372
Vanguard U.S. Growth Fund	2,230,483	Aug 30, 2023	2.42%	130,550,167
Vanguard Small-Cap Index Fund	2,206,974	Sep 29, 2023	2.39%	129,174,185

People Also Watch

Symbol	Last Price	Change	% Change
ETSY Etsy, Inc.	82.04	+6.23	+8.22%
CVNA Carvana Co.	35.20	+3.88	+12.39%
CHWY Chewy, Inc.	18.32	+0.90	+5.17%
PTON Peloton Interactive, Inc.	6.22	+0.56	+9.89%
DOCU DocuSign, Inc.	45.99	+2.89	+6.71%

Similar to W

Symbol	Last Price	Change	% Change
ETSY Etsy, Inc.	82.04	+6.23	+8.22%
CHWY Chewy, Inc.	18.32	+0.90	+5.17%
SE Sea Limited	37.48	+1.26	+3.48%
PDD PDD Holdings Inc.	145.27	-2.17	-1.47%
BYON Beyond, Inc.	21.46	+2.24	+11.65%

[Data Disclaimer](#)
[Help](#)
[Suggestions](#)
[Terms and Privacy Policy](#)
 Your Privacy Choices
[CA Privacy Notice](#)
[About Our Ads](#)
[Sitemap](#)
✕ [f](#) [in](#)
 © 2023 Yahoo. All rights reserved.

Williams-Sonoma, Inc. (WSM)

NYSE - NYSE Delayed Price. Currency in USD

Follow

Visitors trend 2W ↑ 10W ↑ 9M ↑

Quote Lookup


195.85 **+8.31 (+4.43%)** **194.15** **-1.70 (-0.87%)**

At close: 04:00PM EST

After hours: 08:00PM EST

Summary Company Insights Chart Conversations Statistics Historical Data Profile Financials Analysis Options **Holders** Sustainability

Advertisement



Major Holders Insider Roster Insider Transactions

Major Holders Breakdown

Currency in USD

1.29%	% of Shares Held by All Insider
104.47%	% of Shares Held by Institutions
105.84%	% of Float Held by Institutions
801	Number of Institutions Holding Shares

Top Institutional Holders

Holder	Shares	Date Reported	% Out	Value
Vanguard Group Inc	7,582,430	Sep 29, 2023	11.45%	1,485,018,961
FMR, LLC	7,324,808	Sep 29, 2023	11.06%	1,434,563,691
Blackrock Inc.	5,965,684	Sep 29, 2023	9.01%	1,168,379,247
Aristotle Capital Management, LLC	4,603,452	Sep 29, 2023	6.95%	901,586,102
Blackhill Capital, Inc.	3,946,797	Sep 29, 2023	5.96%	772,980,216
Capital Research Global Investors	3,643,953	Sep 29, 2023	5.50%	713,668,217
Leonard Green & Partners, L.P.	3,212,015	Sep 29, 2023	4.85%	629,073,157
State Street Corporation	2,200,253	Sep 29, 2023	3.32%	430,919,563
Charles Schwab Investment Management, Inc.	1,456,161	Sep 29, 2023	2.20%	285,189,140
Geode Capital Management, LLC	1,148,786	Sep 29, 2023	1.73%	224,989,745

Top Mutual Fund Holders

Holder	Shares	Date Reported	% Out	Value
Amcap Fund	2,197,979	Sep 29, 2023	3.32%	430,474,200
Fidelity Contrafund Inc	2,069,740	Sep 29, 2023	3.13%	405,358,591
iShares Core S&P Midcap ETF	2,007,142	Sep 29, 2023	3.03%	393,098,772
Vanguard Total Stock Market Index Fund	1,996,494	Jun 29, 2023	3.01%	391,013,362
Vanguard Small-Cap Index Fund	1,650,896	Sep 29, 2023	2.49%	323,327,991
Schwab Strategic Tr-Schwab U.S. Dividend Equity ETF	1,045,862	Aug 30, 2023	1.58%	204,832,079

People Also Watch

Symbol	Last Price	Change	% Change
RH RH	284.67	+14.70	+5.45%
DKS DICK'S Sporting Goods, Inc.	138.27	+8.17	+6.28%
ROST Ross Stores, Inc.	132.14	+1.76	+1.35%
TSCO Tractor Supply Company	210.07	+7.06	+3.48%
TJX The TJX Companies, Inc.	89.04	+0.93	+1.06%

Similar to WSM

Symbol	Last Price	Change	% Change
RH RH	284.67	+14.70	+5.45%
DKS DICK'S Sporting Goods, Inc.	138.27	+8.17	+6.28%
FIVE Five Below, Inc.	199.80	+11.34	+6.02%
ASO Academy Sports and Outdoors, Inc.	55.17	+4.30	+8.45%
TSCO Tractor Supply Company	210.07	+7.06	+3.48%

Data Disclaimer Help Suggestions
 Terms and Privacy Policy
 Your Privacy Choices
 CA Privacy Notice
 About Our Ads Sitemap

© 2023 Yahoo. All rights reserved.