

AbbVie Inc. (ABBV)

NYSE - Nasdaq Real Time Price. Currency in USD

Follow

Visitors trend 2W ↓ 10W ↑ 9M ↑

Quote Lookup

143.41 +1.02 (+0.72%) **143.25** -0.16 (-0.11%)

At close: 04:00PM EST

After hours: 07:51PM EST

Summary Company Insights Chart Conversations Statistics Historical Data Profile Financials Analysis Options Holders Sustainability

Advertisement



Major Holders Insider Roster Insider Transactions

Major Holders Breakdown

Currency in USD

0.13%	% of Shares Held by All Insider
71.42%	% of Shares Held by Institutions
71.51%	% of Float Held by Institutions
3,822	Number of Institutions Holding Shares

Top Institutional Holders

Holder	Shares	Date Reported	% Out	Value
Vanguard Group Inc	160,747,355	Sep 29, 2023	9.10%	23,052,778,769
Blackrock Inc.	138,016,856	Sep 29, 2023	7.82%	19,792,997,824
State Street Corporation	77,962,930	Sep 29, 2023	4.42%	11,180,664,076
JP Morgan Chase & Company	55,230,808	Sep 29, 2023	3.13%	7,920,650,377
Capital International Investors	42,445,720	Sep 29, 2023	2.40%	6,087,140,860
Geode Capital Management, LLC	36,207,172	Sep 29, 2023	2.05%	5,192,470,669
Morgan Stanley	32,175,527	Sep 29, 2023	1.82%	4,614,292,444
Capital Research Global Investors	31,976,144	Sep 29, 2023	1.81%	4,585,698,928
Charles Schwab Investment Management, Inc.	22,749,560	Sep 29, 2023	1.29%	3,262,514,482
Northern Trust Corporation	21,936,279	Sep 29, 2023	1.24%	3,145,881,851

Top Mutual Fund Holders

Holder	Shares	Date Reported	% Out	Value
Vanguard Total Stock Market Index Fund	55,028,255	Jun 29, 2023	3.12%	7,891,602,251
Vanguard 500 Index Fund	42,416,019	Sep 29, 2023	2.40%	6,082,881,440
Fidelity 500 Index Fund	20,211,942	Aug 30, 2023	1.14%	2,898,594,676
SPDR S&P 500 ETF Trust	19,842,798	Sep 29, 2023	1.12%	2,845,655,733
American Mutual Fund Inc	17,764,697	Sep 29, 2023	1.01%	2,547,635,261
iShares Core S&P 500 ETF	16,655,492	Sep 29, 2023	0.94%	2,388,564,168

People Also Watch

Symbol	Last Price	Change	% Change
ABT Abbott Laboratories	104.88	+0.59	+0.57%
BMY Bristol-Myers Squibb Company	50.10	+0.72	+1.46%
JNJ Johnson & Johnson	158.38	+3.72	+2.41%
GILD Gilead Sciences, Inc.	77.65	+1.05	+1.37%
MMM 3M Company	99.85	+0.78	+0.79%

Similar to ABBV

Symbol	Last Price	Change	% Change
JNJ Johnson & Johnson	158.38	+3.72	+2.41%
BMY Bristol-Myers Squibb Company	50.10	+0.72	+1.46%
PFE Pfizer Inc.	28.91	-1.56	-5.12%
MRK Merck & Co., Inc.	103.46	+0.98	+0.96%
LLY Eli Lilly and Company	584.04	-7.00	-1.18%

Data Disclaimer Help Suggestions
 Terms and Privacy Policy
 Your Privacy Choices
 CA Privacy Notice
 About Our Ads Sitemap

© 2023 Yahoo. All rights reserved.

Bristol-Myers Squibb Company (BMY)

NYSE - Nasdaq Real Time Price. Currency in USD

Follow

[Visitors trend](#)
2W ↓
10W ↑
9M ↑

Quote Lookup


50.10 +0.72 (+1.46%)
50.14 +0.04 (+0.08%)

At close: 04:00PM EST

After hours: 07:59PM EST

[Summary](#)
[Company Insights](#)
[Chart](#)
[Conversations](#)
[Statistics](#)
[Historical Data](#)
[Profile](#)
[Financials](#)
[Analysis](#)
[Options](#)
[Holders](#)
[Sustainability](#)

Advertisement



[Major Holders](#)
[Insider Roster](#)
[Insider Transactions](#)

Major Holders Breakdown

Currency in USD

0.07%	% of Shares Held by All Insider
78.21%	% of Shares Held by Institutions
78.26%	% of Float Held by Institutions
3,229	Number of Institutions Holding Shares

Top Institutional Holders

Holder	Shares	Date Reported	% Out	Value
Vanguard Group Inc	199,743,249	Sep 29, 2023	9.82%	10,007,136,470
Blackrock Inc.	170,659,316	Sep 29, 2023	8.39%	8,550,031,471
JP Morgan Chase & Company	96,740,383	Sep 29, 2023	4.75%	4,846,693,040
State Street Corporation	89,474,244	Sep 29, 2023	4.40%	4,482,659,487
Capital International Investors	69,419,930	Sep 29, 2023	3.41%	3,477,938,387
FMR, LLC	43,020,893	Sep 29, 2023	2.11%	2,155,346,673
Geode Capital Management, LLC	39,703,047	Sep 29, 2023	1.95%	1,989,122,594
Morgan Stanley	36,621,957	Sep 29, 2023	1.80%	1,834,759,989
Bank of America Corporation	28,165,925	Sep 29, 2023	1.38%	1,411,112,799
Norges Bank Investment Management	26,041,644	Dec 30, 2022	1.28%	1,304,686,324

Top Mutual Fund Holders

Holder	Shares	Date Reported	% Out	Value
Vanguard Total Stock Market Index Fund	65,550,010	Jun 29, 2023	3.22%	3,284,055,400
Vanguard 500 Index Fund	50,198,911	Sep 29, 2023	2.47%	2,514,965,364
Fidelity 500 Index Fund	24,067,584	Aug 30, 2023	1.18%	1,205,785,921
SPDR S&P 500 ETF Trust	23,486,112	Sep 29, 2023	1.15%	1,176,654,175
iShares Core S&P 500 ETF	19,713,382	Sep 29, 2023	0.97%	987,640,408
JP Morgan Equity Income Fund	18,013,064	Sep 29, 2023	0.89%	902,454,478

People Also Watch

Symbol	Last Price	Change	% Change
MRK Merck & Co., Inc.	103.46	+0.98	+0.96%
LLY Eli Lilly and Company	584.04	-7.00	-1.18%
ABT Abbott Laboratories	104.88	+0.59	+0.57%
ABBV AbbVie Inc.	143.41	+1.02	+0.72%
AMGN Amgen Inc.	272.45	+2.81	+1.04%

Similar to BMY

Symbol	Last Price	Change	% Change
MRK Merck & Co., Inc.	103.46	+0.98	+0.96%
PFE Pfizer Inc.	28.91	-1.56	-5.12%
ABBV AbbVie Inc.	143.41	+1.02	+0.72%
GILD Gilead Sciences, Inc.	77.65	+1.05	+1.37%
JNJ Johnson & Johnson	158.38	+3.72	+2.41%

[Data Disclaimer](#)
[Help](#)
[Suggestions](#)
[Terms and Privacy Policy](#)
 Your Privacy Choices
[CA Privacy Notice](#)
[About Our Ads](#)
[Sitemap](#)

[X](#)
[f](#)
[in](#)
 © 2023 Yahoo. All rights reserved.

Merck & Co., Inc. (MRK)

NYSE - Nasdaq Real Time Price. Currency in USD

Follow

Visitors trend 2W ↑ 10W ↑ 9M ↑

Quote Lookup

103.46 **+0.98 (+0.96%)** **104.00** **+0.54 (+0.52%)**

At close: 04:00PM EST

After hours: 07:58PM EST

Dividend MRK announced a cash dividend of 0.77 with an ex-date of Dec. 14, 2023

Summary Company Insights Chart Conversations Statistics Historical Data Profile Financials Analysis Options **Holders** Sustainability

Advertisement



Major Holders Insider Roster Insider Transactions

Major Holders Breakdown

Currency in USD

0.09%	% of Shares Held by All Insider
77.65%	% of Shares Held by Institutions
77.72%	% of Float Held by Institutions
4,093	Number of Institutions Holding Shares

Top Institutional Holders

Holder	Shares	Date Reported	% Out	Value
Vanguard Group Inc	243,540,519	Sep 29, 2023	9.61%	25,196,701,872
Blackrock Inc.	202,935,021	Sep 29, 2023	8.01%	20,995,657,086
State Street Corporation	115,669,604	Sep 29, 2023	4.56%	11,967,177,123
Wellington Management Group, LLP	82,442,666	Sep 29, 2023	3.25%	8,529,518,148
Geode Capital Management, LLC	54,074,120	Sep 29, 2023	2.13%	5,594,508,405
Morgan Stanley	38,594,793	Sep 29, 2023	1.52%	3,993,017,248
FMR, LLC	38,145,198	Sep 29, 2023	1.51%	3,946,502,150
Bank of America Corporation	35,750,126	Sep 29, 2023	1.41%	3,698,708,003
Charles Schwab Investment Management, Inc.	31,951,714	Sep 29, 2023	1.26%	3,305,724,301
Northern Trust Corporation	29,859,623	Sep 29, 2023	1.18%	3,089,276,568

Top Mutual Fund Holders

Holder	Shares	Date Reported	% Out	Value
Vanguard Total Stock Market Index Fund	79,155,633	Jun 29, 2023	3.12%	8,189,441,717
Vanguard 500 Index Fund	60,979,233	Sep 29, 2023	2.41%	6,308,911,390
Fidelity 500 Index Fund	29,069,205	Aug 30, 2023	1.15%	3,007,499,922
SPDR S&P 500 ETF Trust	28,526,985	Sep 29, 2023	1.13%	2,951,401,841
iShares Core S&P 500 ETF	23,945,108	Sep 29, 2023	0.94%	2,477,360,851

People Also Watch

Symbol	Last Price	Change	% Change
PFE Pfizer Inc.	28.91	-1.56	-5.12%
JNJ Johnson & Johnson	158.38	+3.72	+2.41%
PG The Procter & Gamble Company	152.66	-0.86	-0.56%
BMJ Bristol-Myers Squibb Company	50.10	+0.72	+1.46%
VZ Verizon Communications Inc.	38.58	+0.25	+0.65%

Similar to MRK

Symbol	Last Price	Change	% Change
JNJ Johnson & Johnson	158.38	+3.72	+2.41%
BMJ Bristol-Myers Squibb Company	50.10	+0.72	+1.46%
PFE Pfizer Inc.	28.91	-1.56	-5.12%
ABBV AbbVie Inc.	143.41	+1.02	+0.72%
LLY Eli Lilly and Company	584.04	-7.00	-1.18%

Data Disclaimer Help Suggestions
 Terms and Privacy Policy
 Your Privacy Choices
 CA Privacy Notice
 About Our Ads Sitemap

© 2023 Yahoo. All rights reserved.

Moderna, Inc. (MRNA)

NasdaqGS - NasdaqGS Real Time Price. Currency in USD

Follow

Visitors trend 2W ↑ 10W ↑ 9M ↑

Quote Lookup


79.83 +2.13 (+2.74%) **79.75** -0.08 (-0.10%)

At close: 04:00PM EST

After hours: 07:58PM EST

Summary Company Insights Chart Conversations Statistics Historical Data Profile Financials Analysis Options Holders Sustainability

Advertisement



Major Holders Insider Roster Insider Transactions

Major Holders Breakdown

Currency in USD

9.69%	% of Shares Held by All Insider
69.48%	% of Shares Held by Institutions
76.93%	% of Float Held by Institutions
1,464	Number of Institutions Holding Shares

Top Institutional Holders

Holder	Shares	Date Reported	% Out	Value
Baillie Gifford and Company	45,649,183	Sep 29, 2023	11.97%	3,644,174,362
Vanguard Group Inc	27,658,449	Sep 29, 2023	7.25%	2,207,974,034
Blackrock Inc.	24,739,386	Sep 29, 2023	6.49%	1,974,945,229
State Street Corporation	13,951,276	Sep 29, 2023	3.66%	1,113,730,388
Flagship Pioneering Inc.	9,666,038	Sep 29, 2023	2.54%	771,639,831
Theleme Partners LLP	6,897,612	Sep 29, 2023	1.81%	550,636,378
Geode Capital Management, LLC	6,415,009	Sep 29, 2023	1.68%	512,110,180
Wellington Management Group, LLP	5,611,119	Sep 29, 2023	1.47%	447,935,640
Morgan Stanley	5,312,014	Sep 29, 2023	1.39%	424,058,087
Coatue Management LLC	4,909,578	Sep 29, 2023	1.29%	391,931,620

Top Mutual Fund Holders

Holder	Shares	Date Reported	% Out	Value
Vanguard Total Stock Market Index Fund	10,113,451	Jun 29, 2023	2.65%	807,356,811
Vanguard International Growth Fund	9,417,081	Aug 30, 2023	2.47%	751,765,593
Vanguard 500 Index Fund	7,956,689	Sep 29, 2023	2.09%	635,182,497
Invesco ETF Tr-Invesco QQQ Tr, Series 1 ETF	6,506,917	Sep 29, 2023	1.71%	519,447,196
Vanguard Specialized-Health Care Fund	4,452,688	Jul 30, 2023	1.17%	355,458,091
Fidelity 500 Index Fund	3,755,776	Aug 30, 2023	0.99%	299,823,604

People Also Watch

Symbol	Last Price	Change	% Change
NVAX Novavax, Inc.	5.57	+0.07	+1.27%
BNTX BioNTech SE	99.40	-1.01	-1.01%
ZM Zoom Video Communications, Inc.	70.29	+2.46	+3.63%
NIO NIO Inc.	7.15	-0.12	-1.65%
INO Inovio Pharmaceuticals, Inc.	0.3980	+0.0038	+0.96%

Similar to MRNA

Symbol	Last Price	Change	% Change
BNTX BioNTech SE	99.40	-1.01	-1.01%
NVAX Novavax, Inc.	5.57	+0.07	+1.27%
CRSP CRISPR Therapeutics AG	68.65	+1.92	+2.88%
NVO Novo Nordisk A/S	100.40	-1.44	-1.41%
IMGN ImmunoGen, Inc.	29.32	-0.03	-0.10%

Data Disclaimer Help Suggestions
 Terms and Privacy Policy
 Your Privacy Choices
 CA Privacy Notice
 About Our Ads Sitemap

 © 2023 Yahoo. All rights reserved.

Pfizer Inc. (PFE)

NYSE - Nasdaq Real Time Price. Currency in USD

Follow

Visitors trend 2W ↑ 10W ↑ 9M ↑

Quote Lookup


28.91 **-1.56 (-5.12%)** **28.91** **0.00 (0.00%)**

At close: 04:00PM EST

After hours: 07:59PM EST

Summary Company Insights Chart Conversations Statistics Historical Data Profile Financials Analysis Options Holders Sustainability

Advertisement



Major Holders Insider Roster Insider Transactions

Major Holders Breakdown

Currency in USD

0.04%	% of Shares Held by All Insider
70.77%	% of Shares Held by Institutions
70.79%	% of Float Held by Institutions
3,882	Number of Institutions Holding Shares

Top Institutional Holders

Holder	Shares	Date Reported	% Out	Value
Vanguard Group Inc	506,727,929	Sep 29, 2023	8.97%	14,649,504,350
Blackrock Inc.	438,917,681	Sep 29, 2023	7.77%	12,689,110,090
State Street Corporation	282,695,938	Sep 29, 2023	5.01%	8,172,739,524
Wellington Management Group, LLP	228,110,744	Sep 29, 2023	4.04%	6,594,681,574
Capital World Investors	182,192,282	Sep 29, 2023	3.23%	5,267,178,844
Geode Capital Management, LLC	107,085,824	Sep 29, 2023	1.90%	3,095,851,155
Charles Schwab Investment Management, Inc.	95,772,746	Sep 29, 2023	1.70%	2,768,790,072
Morgan Stanley	84,927,802	Sep 29, 2023	1.50%	2,455,262,742
Northern Trust Corporation	63,112,294	Sep 29, 2023	1.12%	1,824,576,409
Norges Bank Investment Management	61,484,622	Dec 30, 2022	1.09%	1,777,520,412

Top Mutual Fund Holders

Holder	Shares	Date Reported	% Out	Value
Vanguard Total Stock Market Index Fund	176,052,929	Jun 29, 2023	3.12%	5,089,690,150
Vanguard 500 Index Fund	135,682,439	Sep 29, 2023	2.40%	3,922,579,290
Fidelity 500 Index Fund	64,673,389	Aug 30, 2023	1.15%	1,869,707,666
SPDR S&P 500 ETF Trust	63,472,759	Sep 29, 2023	1.12%	1,834,997,453
Vanguard Specialized-Health Care Fund	58,865,924	Jul 30, 2023	1.04%	1,701,813,853
iShares Core S&P 500 ETF	53,277,240	Sep 29, 2023	0.94%	1,540,245,000

People Also Watch

Symbol	Last Price	Change	% Change
JNJ Johnson & Johnson	158.38	+3.72	+2.41%
MRK Merck & Co., Inc.	103.46	+0.98	+0.96%
INTC Intel Corporation	43.74	-0.96	-2.15%
XOM Exxon Mobil Corporation	102.99	+0.25	+0.24%
JPM JPMorgan Chase & Co.	156.84	+0.76	+0.49%

Similar to PFE

Symbol	Last Price	Change	% Change
JNJ Johnson & Johnson	158.38	+3.72	+2.41%
MRK Merck & Co., Inc.	103.46	+0.98	+0.96%
BMJ Bristol-Myers Squibb Company	50.10	+0.72	+1.46%
ABBV AbbVie Inc.	143.41	+1.02	+0.72%
LLY Eli Lilly and Company	584.04	-7.00	-1.18%

Data Disclaimer Help Suggestions
 Terms and Privacy Policy
 Your Privacy Choices
 CA Privacy Notice
 About Our Ads Sitemap

© 2023 Yahoo. All rights reserved.

Sanofi (SNY)

NasdaqGS - NasdaqGS Real Time Price. Currency in USD

Follow

Visitors trend
 2W ↑
10W ↑
9M ↑

Quote Lookup


46.72
-0.03 (-0.06%)
46.75
+0.03 (+0.06%)

At close: 04:00PM EST

After hours: 04:36PM EST

[Summary](#)
[Company Insights](#)
[Chart](#)
[Conversations](#)
[Statistics](#)
[Historical Data](#)
[Profile](#)
[Financials](#)
[Analysis](#)
[Options](#)
[Holders](#)
[Sustainability](#)

Advertisement



[Major Holders](#)
[Insider Roster](#)
[Insider Transactions](#)

Major Holders Breakdown

Currency in USD

0.01%	% of Shares Held by All Insider
10.63%	% of Shares Held by Institutions
10.63%	% of Float Held by Institutions
783	Number of Institutions Holding Shares

Top Institutional Holders

Holder	Shares	Date Reported	% Out	Value
Dodge & Cox Inc	78,508,472	Sep 29, 2023	29.46%	3,667,915,907
FMR, LLC	22,796,143	Sep 29, 2023	8.55%	1,065,035,828
Fisher Asset Management, LLC	14,942,718	Sep 29, 2023	5.61%	698,123,803
Boston Partners	12,787,064	Sep 29, 2023	4.80%	597,411,645
Bank of America Corporation	10,583,990	Sep 29, 2023	3.97%	494,484,025
Blackrock Inc.	9,806,515	Sep 29, 2023	3.68%	458,160,392
Morgan Stanley	7,322,806	Sep 29, 2023	2.75%	342,121,505
Invesco Ltd.	6,831,043	Sep 29, 2023	2.56%	319,146,337
Bank Of New York Mellon Corporation	5,650,551	Sep 29, 2023	2.12%	263,993,749
Nuveen Asset Management, LLC	4,198,176	Sep 29, 2023	1.58%	196,138,787

Top Mutual Fund Holders

Holder	Shares	Date Reported	% Out	Value
Dodge & Cox Stock Fund	58,212,424	Sep 29, 2023	21.84%	2,719,684,520
Dodge & Cox Balanced Fund	5,034,665	Sep 29, 2023	1.89%	235,219,554
John Hancock Mutual Fds III-Disciplined Value Fd	4,345,857	Sep 29, 2023	1.63%	203,038,444
Invesco Comstock Fd	3,406,393	Jul 30, 2023	1.28%	159,146,685
Fidelity Series Value Discovery Fund	3,146,178	Aug 30, 2023	1.18%	146,989,440
Fidelity Strategic Advisers Fidelity U.S. Total Stock Fund	2,311,450	Aug 30, 2023	0.87%	107,990,946

People Also Watch

Symbol	Last Price	Change	% Change
GSK GSK plc	36.57	+0.58	+1.61%
NVS Novartis AG	98.13	+0.23	+0.23%
AZN AstraZeneca PLC	64.79	+0.20	+0.31%
RHHBY Roche Holding AG	34.36	+0.67	+1.99%
LLY Eli Lilly and Company	584.04	-7.00	-1.18%

Similar to SNY

Symbol	Last Price	Change	% Change
NVS Novartis AG	98.13	+0.23	+0.23%
AZN AstraZeneca PLC	64.79	+0.20	+0.31%
GSK GSK plc	36.57	+0.58	+1.61%
RHHBY Roche Holding AG	34.36	+0.67	+1.99%
GILD Gilead Sciences, Inc.	77.65	+1.05	+1.37%

[Data Disclaimer](#)
[Help](#)
[Suggestions](#)
[Terms and Privacy Policy](#)
 Your Privacy Choices
[CA Privacy Notice](#)
[About Our Ads](#)
[Sitemap](#)

© 2023 Yahoo. All rights reserved.