

AT&T Inc. (T)

NYSE - Nasdaq Real Time Price. Currency in USD

Follow

Visitors trend 2W ↓ 10W ↑ 9M ↑

Quote Lookup

16.76 **+0.19 (+1.15%)** **16.77** **+0.01 (+0.06%)**

At close: December 1 04:01PM EST

After hours: Dec 1, 07:59PM EST

Summary Company Insights Chart Conversations Statistics Historical Data Profile Financials Analysis Options Holders Sustainability

Advertisement



Major Holders Insider Roster Insider Transactions

Major Holders Breakdown

Currency in USD

0.09%	% of Shares Held by All Insider
56.72%	% of Shares Held by Institutions
56.77%	% of Float Held by Institutions
2,992	Number of Institutions Holding Shares

Top Institutional Holders

Holder	Shares	Date Reported	% Out	Value
Vanguard Group Inc	620,251,227	Sep 29, 2023	8.67%	10,395,410,706
Blackrock Inc.	534,917,317	Sep 29, 2023	7.48%	8,965,214,355
State Street Corporation	296,387,296	Sep 29, 2023	4.15%	4,967,451,148
Newport Trust Company, LLC	199,998,040	Sep 29, 2023	2.80%	3,351,967,196
Geode Capital Management, LLC	142,132,169	Sep 29, 2023	1.99%	2,382,135,184
Morgan Stanley	93,038,412	Sep 29, 2023	1.30%	1,559,323,806
Northern Trust Corporation	75,158,354	Sep 29, 2023	1.05%	1,259,654,030
Norges Bank Investment Management	66,784,322	Dec 30, 2022	0.93%	1,119,305,252
Bank Of New York Mellon Corporation	60,270,173	Sep 29, 2023	0.84%	1,010,128,113
Bank of America Corporation	58,188,240	Sep 29, 2023	0.81%	975,234,915

Top Mutual Fund Holders

Holder	Shares	Date Reported	% Out	Value
Vanguard Total Stock Market Index Fund	223,288,238	Jun 29, 2023	3.12%	3,742,31
Vanguard 500 Index Fund	171,785,977	Sep 29, 2023	2.40%	2,879,13
Fidelity 500 Index Fund	81,899,893	Aug 30, 2023	1.15%	1,372,64
SPDR S&P 500 ETF Trust	80,309,898	Sep 29, 2023	1.12%	1,345,99
iShares Core S&P 500 ETF	67,460,687	Sep 29, 2023	0.94%	1,130,64
Vanguard Index-Value Index Fund	61,309,753	Sep 29, 2023	0.86%	1,027,55

Morningstar Rating

Rating	Fair Value	Economic Moat
Subscribe	Subscribe	Subscribe

People Also Watch

Symbol	Last Price	Change	% Change
VZ Verizon Communications Inc.	38.58	+0.25	+0.65%
GE General Electric Company	122.50	+0.70	+0.57%
MCD McDonald's Corporation	285.96	+4.12	+1.46%
KO The Coca-Cola Company	58.64	+0.20	+0.34%
INTC Intel Corporation	43.74	-0.96	-2.15%

Similar to T

Symbol	Last Price	Change	% Change
VZ Verizon Communications Inc.	38.58	+0.25	+0.65%
TMUS T-Mobile US, Inc.	152.25	+1.80	+1.20%
CMCSA Comcast Corporation	42.21	+0.32	+0.76%
LUMN Lumen Technologies, Inc.	1.4800	+0.1700	+12.98%
VOD Vodafone Group Public Limited Company	9.22	+0.16	+1.77%

Total ESG Risk score >

23.9 Medium 44th percentile

Earnings >

Consensus EPS

Comcast Corporation (CMCSA)

NasdaqGS - NasdaqGS Real Time Price. Currency in USD

Follow

Visitors trend 2W ↑ 10W ↑ 9M ↑

Quote Lookup

42.21 +0.32 (+0.76%) **42.48** +0.27 (+0.64%)


At close: December 1 04:00PM EST

After hours: Dec 1, 07:58PM EST

Dividend CMCSA announced a cash dividend of 0.29 with an ex-date of Jan. 2, 2024

Summary Company Insights Chart Conversations Statistics Historical Data Profile Financials Analysis Options **Holders** Sustainability

Advertisement



Major Holders Insider Roster Insider Transactions

Major Holders Breakdown

Currency in USD

0.74%	% of Shares Held by All Insider
87.90%	% of Shares Held by Institutions
88.55%	% of Float Held by Institutions
2,842	Number of Institutions Holding Shares

Top Institutional Holders

Holder	Shares	Date Reported	% Out	Value
Vanguard Group Inc	382,741,160	Sep 29, 2023	9.53%	16,155,504,013
Blackrock Inc.	307,013,487	Sep 29, 2023	7.65%	12,959,039,005
State Street Corporation	154,695,696	Sep 29, 2023	3.85%	6,529,705,186
Capital International Investors	138,357,338	Sep 29, 2023	3.45%	5,840,063,110
FMR, LLC	114,557,584	Sep 29, 2023	2.85%	4,835,475,515
Capital Research Global Investors	96,843,817	Sep 29, 2023	2.41%	4,087,777,426
JP Morgan Chase & Company	94,186,141	Sep 29, 2023	2.35%	3,975,596,925
Massachusetts Financial Services Co.	94,086,865	Sep 29, 2023	2.34%	3,971,406,485
Capital World Investors	92,147,774	Sep 29, 2023	2.29%	3,889,557,456
Geode Capital Management, LLC	81,403,244	Sep 29, 2023	2.03%	3,436,030,854

Top Mutual Fund Holders

Holder	Shares	Date Reported	% Out	Value
Vanguard Total Stock Market Index Fund	129,708,343	Jun 29, 2023	3.23%	5,474,989,039
Vanguard 500 Index Fund	98,909,727	Sep 29, 2023	2.46%	4,174,979,486
Washington Mutual Investors Fund	95,476,327	Sep 29, 2023	2.38%	4,030,055,675
Invesco ETF Tr-Invesco QQQ Tr, Series 1 ETF	70,365,508	Sep 29, 2023	1.75%	2,970,128,028
Fidelity 500 Index Fund	47,650,434	Aug 30, 2023	1.19%	2,011,324,775

Morningstar Rating

Rating	Fair Value	Economic Moat
Subscribe	Subscribe	Subscribe

People Also Watch

Symbol	Last Price	Change	% Change
VZ	38.58	+0.25	+0.65%
Verizon Communications Inc.			
CVS	68.48	+0.53	+0.78%
CVS Health Corporation			
BMJ	50.10	+0.72	+1.46%
Bristol-Myers Squibb Company			
PEP	168.69	+0.40	+0.24%
PepsiCo, Inc.			
UNH	547.16	-3.93	-0.71%
UnitedHealth Group Incorporated			

Similar to CMCSA

Symbol	Last Price	Change	% Change
CHTR	401.87	+1.74	+0.43%
Charter Communications, Inc.			
TMUS	152.25	+1.80	+1.20%
T-Mobile US, Inc.			
VZ	38.58	+0.25	+0.65%
Verizon Communications Inc.			
T	16.76	+0.19	+1.15%
AT&T Inc.			
VOD	9.22	+0.16	+1.77%
Vodafone Group Public Limited Company			

Total ESG Risk score >

23.1 Medium 41st percentile

Earnings >

Consensus EPS

Meta Platforms, Inc. (META)

NasdaqGS - NasdaqGS Real Time Price. Currency in USD

Follow

Visitors trend
 2W ↓
10W ↑
9M ↑

Quote Lookup


323.92

-3.23 (-0.99%)

As of 03:16PM EST. Market open.

[Summary](#)
[Company Insights](#)
[Chart](#)
[Conversations](#)
[Statistics](#)
[Historical Data](#)
[Profile](#)
[Financials](#)
[Analysis](#)
[Options](#)
[Holders](#)
[Sustainability](#)

Advertisement



[Major Holders](#)
[Insider Roster](#)
[Insider Transactions](#)

Major Holders Breakdown

Currency in USD

0.23%	% of Shares Held by All Insider
76.35%	% of Shares Held by Institutions
76.52%	% of Float Held by Institutions
4,072	Number of Institutions Holding Shares

Top Institutional Holders

Holder	Shares	Date Reported	% Out	Value
Vanguard Group Inc	183,244,796	Sep 29, 2023	8.26%	59,479,427,662
Blackrock Inc.	155,965,211	Sep 29, 2023	7.03%	50,624,747,267
FMR, LLC	130,809,908	Sep 29, 2023	5.89%	42,459,587,558
State Street Corporation	86,053,863	Sep 29, 2023	3.88%	27,932,223,076
Price (T.Rowe) Associates Inc	48,579,042	Sep 29, 2023	2.19%	15,768,271,064
JP Morgan Chase & Company	48,392,175	Sep 29, 2023	2.18%	15,707,615,906
Geode Capital Management, LLC	45,197,719	Sep 29, 2023	2.04%	14,670,727,444
Capital World Investors	37,127,022	Sep 29, 2023	1.67%	12,051,059,935
Morgan Stanley	36,277,772	Sep 29, 2023	1.63%	11,775,401,880
Norges Bank Investment Management	35,093,468	Dec 30, 2022	1.58%	11,390,988,649

Top Mutual Fund Holders

Holder	Shares	Date Reported	% Out	Value
Vanguard Total Stock Market Index Fund	68,992,468	Jun 29, 2023	3.11%	22,394,264,935
Vanguard 500 Index Fund	53,410,091	Sep 29, 2023	2.41%	17,336,381,242
Fidelity Contrafund Inc	41,359,091	Sep 29, 2023	1.86%	13,424,747,196
Growth Fund Of America Inc	31,783,082	Sep 29, 2023	1.43%	10,316,470,469
Fidelity 500 Index Fund	25,342,720	Aug 30, 2023	1.14%	8,225,993,391
Fidelity 500 ETF Trust	24,000,550	Sep 29, 2023	1.13%	7,770,200,760

People Also Watch

Symbol	Last Price	Change	% Change
AMZN Amazon.com, Inc.	146.86	+0.77	+0.53%
GOOG Alphabet Inc.	133.15	-0.77	-0.58%
NFLX Netflix, Inc.	465.67	-8.30	-1.75%
TSLA Tesla, Inc.	238.43	-1.65	-0.69%
AAPL Apple Inc.	191.03	+1.08	+0.57%

Similar to META

Symbol	Last Price	Change	% Change
GOOG Alphabet Inc.	133.15	-0.77	-0.58%
GOOGL Alphabet Inc.	131.68	-0.85	-0.65%
SNAP Snap Inc.	14.06	+0.23	+1.66%
PINS Pinterest, Inc.	34.92	+0.85	+2.51%
BIDU Baidu, Inc.	117.04	-1.62	-1.37%

[Data Disclaimer](#)
[Help](#)
[Suggestions](#)
[Terms and Privacy Policy](#)
 Your Privacy Choices
[CA Privacy Notice](#)
[About Our Ads](#)
[Sitemap](#)

© 2023 Yahoo. All rights reserved.

T-Mobile US, Inc. (TMUS)

NasdaqGS - NasdaqGS Real Time Price. Currency in USD

Follow

Visitors trend 2W ↑ 10W ↑ 9M ↑

Quote Lookup


152.25 **+1.80 (+1.20%)** **152.50** **+0.25 (+0.16%)**

At close: December 1 04:00PM EST

After hours: Dec 1, 07:57PM EST

Summary Company Insights Chart Conversations Statistics Historical Data Profile Financials Analysis Options **Holders** Sustainability

Advertisement



Major Holders Insider Roster Insider Transactions

Major Holders Breakdown

Currency in USD

54.64%	% of Shares Held by All Insider
43.24%	% of Shares Held by Institutions
95.34%	% of Float Held by Institutions
1,719	Number of Institutions Holding Shares

Top Institutional Holders

Holder	Shares	Date Reported	% Out	Value
Softbank Group Corporation	43,338,209	Sep 29, 2023	3.75%	6,598,242,320
Vanguard Group Inc	43,376,218	Sep 29, 2023	3.75%	6,604,029,190
Price (T.Rowe) Associates Inc	38,174,254	Sep 29, 2023	3.30%	5,812,030,171
Blackrock Inc.	37,091,758	Sep 29, 2023	3.21%	5,647,220,155
State Street Corporation	22,730,417	Sep 29, 2023	1.97%	3,460,705,988
Norges Bank Investment Management	20,010,302	Dec 30, 2022	1.73%	3,046,568,479
FMR, LLC	16,928,730	Sep 29, 2023	1.46%	2,577,399,142
Dodge & Cox Inc	11,364,708	Sep 29, 2023	0.98%	1,730,276,793
Geode Capital Management, LLC	11,263,468	Sep 29, 2023	0.97%	1,714,863,003
Morgan Stanley	11,255,490	Sep 29, 2023	0.97%	1,713,648,352

Top Mutual Fund Holders

Holder	Shares	Date Reported	% Out	Value
Invesco ETF Tr-Invesco QQQ Tr, Series 1 ETF	20,113,829	Sep 29, 2023	1.74%	3,062,330
Vanguard Total Stock Market Index Fund	18,712,608	Jun 29, 2023	1.62%	2,848,994
Vanguard 500 Index Fund	12,439,953	Sep 29, 2023	1.08%	1,893,982
Dodge & Cox Stock Fund	7,309,437	Sep 29, 2023	0.63%	1,112,861
Fidelity 500 Index Fund	6,598,138	Aug 30, 2023	0.57%	1,004,566
SPDR S&P 500 ETF Trust	5,819,526	Sep 29, 2023	0.50%	886,022

Morningstar Rating

Rating	Fair Value	Economic Moat
Subscribe	Subscribe	Subscribe

People Also Watch

Symbol	Last Price	Change	% Change
AVGO Broadcom Inc.	930.00	+4.27	+0.46%
CMCSA Comcast Corporation	42.21	+0.32	+0.76%
SWKS Skyworks Solutions, Inc.	98.19	+1.26	+1.30%
S SentinelOne, Inc.	19.83	+0.74	+3.88%
EA Electronic Arts Inc.	137.76	-0.25	-0.18%

Similar to TMUS

Symbol	Last Price	Change	% Change
VZ Verizon Communications Inc.	38.58	+0.25	+0.65%
CMCSA Comcast Corporation	42.21	+0.32	+0.76%
CHTR Charter Communications, Inc.	401.87	+1.74	+0.43%
T AT&T Inc.	16.76	+0.19	+1.15%
DISH DISH Network Corporation	3.9200	+0.2600	+7.10%

Total ESG Risk score >

24.6 Medium 47th percentile

Earnings >

Consensus EPS

The New York Times Company (NYT)

NYSE - NYSE Delayed Price. Currency in USD

Follow [🔗](#) Visitors trend 2W ↑ 10W ↑ 9M ↑

Quote Lookup


47.37 **+0.38 (+0.81%)** **49.00** **+1.63 (+3.44%)**

At close: 04:00PM EST

After hours: 06:40PM EST

Summary Company Insights Chart Conversations Statistics Historical Data Profile Financials Analysis Options Holders Sustainability

Advertisement



Major Holders Insider Roster Insider Transactions

Major Holders Breakdown

Currency in USD

1.76%	% of Shares Held by All Insider
92.78%	% of Shares Held by Institutions
94.45%	% of Float Held by Institutions
488	Number of Institutions Holding Shares

Top Institutional Holders

Holder	Shares	Date Reported	% Out	Value
Vanguard Group Inc	15,729,378	Sep 29, 2023	9.61%	745,100,619
Blackrock Inc.	13,925,866	Sep 29, 2023	8.51%	659,668,257
Farallon Capital Management Llc	7,964,791	Sep 29, 2023	4.87%	377,292,141
Stockbridge Partners LLC	7,605,670	Sep 29, 2023	4.65%	360,280,579
ValueAct Holdings, L.P.	7,284,596	Sep 29, 2023	4.45%	345,071,304
T. Rowe Price Investment Management, Inc.	6,758,941	Sep 29, 2023	4.13%	320,171,027
Wellington Management Group, LLP	6,120,128	Sep 29, 2023	3.74%	289,910,456
Jackson Square Partners, Llc	5,219,345	Sep 29, 2023	3.19%	247,240,367
Darsana Capital Partners, LP	5,000,000	Sep 29, 2023	3.06%	236,849,994
State Street Corporation	4,509,044	Sep 29, 2023	2.76%	213,593,409

Top Mutual Fund Holders

Holder	Shares	Date Reported	% Out	Value
iShares Core S&P Midcap ETF	5,111,712	Sep 29, 2023	3.12%	242,141,791
Vanguard Total Stock Market Index Fund	4,891,043	Jun 29, 2023	2.99%	231,688,701
Vanguard Small-Cap Index Fund	3,998,507	Sep 29, 2023	2.44%	189,409,272
Vanguard Small Cap Value Index Fund	2,797,753	Sep 29, 2023	1.71%	132,529,556
Vanguard Explorer Fund, Inc.	2,357,187	Jul 30, 2023	1.44%	111,659,945
Vanguard Extended Market Index Fund	2,257,050	Jun 29, 2023	1.38%	106,916,456

People Also Watch

Symbol	Last Price	Change	% Change
GCI Gannett Co., Inc.	1.9300	+0.0800	+4.32%
IPG The Interpublic Group of Companies, Inc.	31.31	+0.57	+1.85%
SSP The E.W. Scripps Company	7.47	+0.56	+8.10%
OMC Omnicom Group Inc.	81.81	+1.18	+1.46%
NWSA News Corporation	22.15	+0.11	+0.50%

Similar to NYT

Symbol	Last Price	Change	% Change
GCI Gannett Co., Inc.	1.9300	+0.0800	+4.32%
SCHL Scholastic Corporation	39.14	+1.15	+3.03%
LEE Lee Enterprises, Incorporated	11.40	+0.03	+0.26%
PSO Pearson plc	11.71	-0.14	-1.18%
RCH.L Reach plc	72.90	+1.50	+2.10%

Data Disclaimer Help Suggestions
 Terms and Privacy Policy
 Your Privacy Choices
 CA Privacy Notice
 About Our Ads Sitemap

 © 2023 Yahoo. All rights reserved.

The Walt Disney Company (DIS)

NYSE - NYSE Delayed Price. Currency in USD

Follow

[Visitors trend](#)
2W ↑
10W ↑
9M ↑

Quote Lookup


92.58 -0.11 (-0.12%) **92.58** 0.00 (0.00%)

At close: 04:01PM EST

After hours: 07:59PM EST

[Summary](#)
[Company Insights](#)
[Chart](#)
[Conversations](#)
[Statistics](#)
[Historical Data](#)
[Profile](#)
[Financials](#)
[Analysis](#)
[Options](#)
[Holders](#)
[Sustainability](#)

Advertisement



[Major Holders](#)
[Insider Roster](#)
[Insider Transactions](#)

Major Holders Breakdown

Currency in USD

0.06%	% of Shares Held by All Insider
65.00%	% of Shares Held by Institutions
65.04%	% of Float Held by Institutions
3,886	Number of Institutions Holding Shares

Top Institutional Holders

Holder	Shares	Date Reported	% Out	Value
Vanguard Group Inc	149,887,754	Sep 29, 2023	8.19%	13,876,608,539
Blackrock Inc.	118,691,454	Sep 29, 2023	6.48%	10,988,455,028
State Street Corporation	72,607,200	Sep 29, 2023	3.97%	6,721,974,708
Morgan Stanley	44,318,444	Sep 29, 2023	2.42%	4,103,001,626
Geode Capital Management, LLC	33,935,205	Sep 29, 2023	1.85%	3,141,721,341
State Farm Mutual Automobile Insurance Co	33,613,312	Sep 29, 2023	1.84%	3,111,920,486
Triam Fund Management, LP	32,868,307	Sep 29, 2023	1.80%	3,042,947,922
Northern Trust Corporation	24,859,476	Sep 29, 2023	1.36%	2,301,490,333
Bank Of New York Mellon Corporation	20,776,815	Sep 29, 2023	1.14%	1,923,517,570
Bank of America Corporation	16,565,826	Sep 29, 2023	0.91%	1,533,664,201

Top Mutual Fund Holders

Holder	Shares	Date Reported	% Out	Value
Vanguard Total Stock Market Index Fund	56,976,631	Jun 29, 2023	3.11%	5,274,896
Vanguard 500 Index Fund	43,968,845	Sep 29, 2023	2.40%	4,070,635
Fidelity 500 Index Fund	20,933,844	Aug 30, 2023	1.14%	1,938,055
SPDR S&P 500 ETF Trust	20,581,807	Sep 29, 2023	1.12%	1,905,463
iShares Core S&P 500 ETF	17,266,445	Sep 29, 2023	0.94%	1,598,527
Vanguard Growth Index Fund	15,880,280	Sep 29, 2023	0.87%	1,470,196

People Also Watch

Symbol	Last Price	Change	% Change
NFLX Netflix, Inc.	465.74	-8.23	-1.74%
META Meta Platforms, Inc.	324.82	-2.33	-0.71%
BA The Boeing Company	233.87	+2.24	+0.97%
AMZN Amazon.com, Inc.	147.03	+0.94	+0.64%
KO The Coca-Cola Company	58.64	+0.20	+0.34%

Similar to DIS

Symbol	Last Price	Change	% Change
NFLX Netflix, Inc.	465.74	-8.23	-1.74%
ROKU Roku, Inc.	103.54	-0.66	-0.63%
AMC AMC Entertainment Holdings, Inc.	6.86	+0.21	+3.16%
WBD Warner Bros. Discovery, Inc.	11.33	+0.88	+8.42%
PARA Paramount Global	15.78	+1.41	+9.81%

[Data Disclaimer](#)
[Help](#)
[Suggestions](#)
[Terms and Privacy Policy](#)
 Your Privacy Choices
[CA Privacy Notice](#)
[About Our Ads](#)
[Sitemap](#)

[X](#)
[f](#)
[in](#)

© 2023 Yahoo. All rights reserved.

Thomson Reuters Corporation (TRI)

NYSE - NYSE Delayed Price. Currency in USD

Follow

Visitors trend 2W → 10W ↑ 9M ↑

Quote Lookup


141.00 +1.09 (+0.78%)
140.77 -0.23 (-0.16%)

At close: 04:00PM EST

After hours: 05:53PM EST

[Summary](#)
[Company Insights](#)
[Chart](#)
[Conversations](#)
[Statistics](#)
[Historical Data](#)
[Profile](#)
[Financials](#)
[Analysis](#)
[Options](#)
[Holders](#)
[Sustainability](#)

Advertisement



[Major Holders](#)
[Insider Roster](#)
[Insider Transactions](#)

Major Holders Breakdown

Currency in USD

66.58%	% of Shares Held by All Insider
21.44%	% of Shares Held by Institutions
64.16%	% of Float Held by Institutions
711	Number of Institutions Holding Shares

Top Institutional Holders

Holder	Shares	Date Reported	% Out	Value
Royal Bank of Canada	13,337,731	Sep 29, 2023	2.93%	1,880,620,071
Mackenzie Financial Corporation	6,240,651	Sep 29, 2023	1.37%	879,931,791
Bank of Montreal/Can/	5,888,505	Sep 29, 2023	1.29%	830,279,205
FMR, LLC	5,657,244	Sep 29, 2023	1.24%	797,671,404
Vanguard Group Inc	5,646,040	Sep 29, 2023	1.24%	796,091,640
FIL LTD	4,548,855	Sep 29, 2023	1.00%	641,388,555
Jarislowsky, Fraser Ltd	4,457,650	Sep 29, 2023	0.98%	628,528,650
Manufacturers Life Insurance Co.	4,088,818	Sep 29, 2023	0.90%	576,523,338
TD Asset Management, Inc	2,867,900	Sep 29, 2023	0.63%	404,373,900
Fiera Capital Corporation	2,872,040	Sep 29, 2023	0.63%	404,957,640

Top Mutual Fund Holders

Holder	Shares	Date Reported	% Out	Value
Investment Managers Ser Tr-WCM Focused International Growth Fd	2,726,446	Sep 29, 2023	0.60%	384,428,8
Vanguard International Stock Index-Total Intl Stock Indx	2,166,601	Jul 30, 2023	0.48%	305,490,7
Vanguard Tax Managed Fund-Vanguard Developed Markets Index Fund	1,284,335	Jun 29, 2023	0.28%	181,091,2
Fidelity Series Canada Fund	835,800	Aug 30, 2023	0.18%	117,847,8
Fidelity Advisor International Capital Appreciation Fund	704,673	Aug 30, 2023	0.15%	99,358,8
First Tr Exchange Traded Fd-First Tr Value Line Dividend Index	529,167	Sep 29, 2023	0.12%	74,612,5

People Also Watch

Symbol	Last Price	Change	% Change
UHS Universal Health Services, Inc.	137.70	+0.22	+0.16%
RCI Rogers Communications Inc.	44.66	+1.56	+3.62%
WCN Waste Connections, Inc.	139.63	+4.14	+3.06%
HCA HCA Healthcare, Inc.	252.36	+1.88	+0.75%
CYH Community Health Systems, Inc.	2.7300	+0.1600	+6.23%

Similar to TRI

Symbol	Last Price	Change	% Change
RELX RELX PLC	38.56	-0.02	-0.05%
RBA RB Global, Inc.	66.50	+2.82	+4.43%
CTAS Cintas Corporation	558.25	+5.00	+0.90%
RTO Rentokil Initial plc	27.43	+0.08	+0.29%
DLB Dolby Laboratories, Inc.	87.00	+0.87	+1.01%

[Data Disclaimer](#)
[Help](#)
[Suggestions](#)
[Terms and Privacy Policy](#)
 Your Privacy Choices
[CA Privacy Notice](#)
[About Our Ads](#)
[Sitemap](#)

© 2023 Yahoo. All rights reserved.

Truist Financial Corporation (TFC)

NYSE - NYSE Delayed Price. Currency in USD

Follow

Visitors trend 2W ↑ 10W ↑ 9M ↑

Quote Lookup

33.27 **+1.13 (+3.52%)** **33.27** **0.00 (0.00%)**

At close: 04:00PM EST

After hours: 07:57PM EST

Summary Company Insights Chart Conversations Statistics Historical Data Profile Financials Analysis Options **Holders** Sustainability

Advertisement



Major Holders Insider Roster Insider Transactions

Major Holders Breakdown

Currency in USD

0.29%	% of Shares Held by All Insider
74.75%	% of Shares Held by Institutions
74.97%	% of Float Held by Institutions
1,743	Number of Institutions Holding Shares

Top Institutional Holders

Holder	Shares	Date Reported	% Out	Value
Vanguard Group Inc	117,271,628	Sep 29, 2023	8.79%	3,901,627,117
Blackrock Inc.	96,109,884	Sep 29, 2023	7.21%	3,197,575,884
State Street Corporation	58,927,525	Sep 29, 2023	4.42%	1,960,518,783
Dodge & Cox Inc	53,051,950	Sep 29, 2023	3.98%	1,765,038,400
Geode Capital Management, LLC	25,022,081	Sep 29, 2023	1.88%	832,484,646
Amundi	23,085,003	Sep 29, 2023	1.73%	768,038,060
Bank of America Corporation	20,835,982	Sep 29, 2023	1.56%	693,213,130
Charles Schwab Investment Management, Inc.	17,780,140	Sep 29, 2023	1.33%	591,545,265
JP Morgan Chase & Company	15,995,515	Sep 29, 2023	1.20%	532,170,791
Royal Bank of Canada	15,384,890	Sep 29, 2023	1.15%	511,855,297

Top Mutual Fund Holders

Holder	Shares	Date Reported	% Out	Value
Vanguard Total Stock Market Index Fund	41,560,429	Jun 29, 2023	3.12%	1,382,715,491
Dodge & Cox Stock Fund	34,231,377	Sep 29, 2023	2.57%	1,138,877,928
Vanguard 500 Index Fund	32,007,438	Sep 29, 2023	2.40%	1,064,887,476
Fidelity 500 Index Fund	15,258,625	Aug 30, 2023	1.14%	507,654,460
SPDR S&P 500 ETF Trust	14,924,664	Sep 29, 2023	1.12%	496,543,578
iShares Core S&P 500 ETF	12,568,864	Sep 29, 2023	0.94%	418,166,111

People Also Watch

Symbol	Last Price	Change	% Change
CFG Citizens Financial Group, Inc.	28.52	+1.25	+4.58%
PNC The PNC Financial Services Group, Inc.	139.00	+5.04	+3.76%
KEY KeyCorp	13.22	+0.83	+6.70%
CMA Comerica Incorporated	48.20	+2.98	+6.59%
FITB Fifth Third Bancorp	30.58	+1.63	+5.63%

Similar to TFC

Symbol	Last Price	Change	% Change
USB U.S. Bancorp	39.38	+1.26	+3.31%
KEY KeyCorp	13.22	+0.83	+6.70%
PNC The PNC Financial Services Group, Inc.	139.00	+5.04	+3.76%
CFG Citizens Financial Group, Inc.	28.52	+1.25	+4.58%
FITB Fifth Third Bancorp	30.58	+1.63	+5.63%

Data Disclaimer Help Suggestions
 Terms and Privacy Policy
 Your Privacy Choices
 CA Privacy Notice
 About Our Ads Sitemap

© 2023 Yahoo. All rights reserved.