

Capital One Financial Corporation (COF)

NYSE - Nasdaq Real Time Price. Currency in USD

Follow

Visitors trend 2W ↓ 10W ↑ 9M ↑

Quote Lookup

113.93 +2.27 (+2.03%) 115.16 +1.23 (+1.08%)

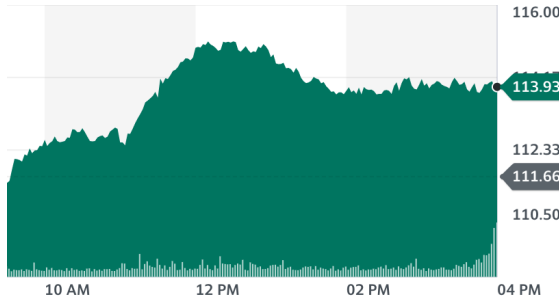
At close: 04:00PM EST

After hours: 07:46PM EST

Summary Company Insights Chart Conversations Statistics Historical Data Profile Financials Analysis Options Holders Sustainability

1D 5D 1M 6M YTD 1Y 5Y Max

Full screen



NEW: Experience our best charts yet. Everything you need for any kind of investing

Holding COF now? Add your holdings to track your returns performance easily. Link Broker Add Manually

Want to test drive your new portfolio page? See What's New

Trade prices are not sourced from all markets

Chart Events

Bullish pattern detected



View all chart patterns

Performance Outlook

Short Term 2W - 6W	Mid Term 6W - 9M	Long Term 9M+
↑	↑	↑

Previous Close	111.66
Open	111.34
Bid	111.51 x 800
Ask	115.16 x 800
Day's Range	111.35 - 115.13
52 Week Range	83.93 - 123.09
Volume	3,420,986
Avg. Volume	2,324,082

Market Cap	43.39B
Beta (5Y Monthly)	1.47
PE Ratio (TTM)	8.53
EPS (TTM)	13.35
Earnings Date	Jan 22, 2024 - Jan 26, 2024
Forward Dividend & Yield	2.40 (2.15%)
Ex-Dividend Date	Nov 10, 2023
1y Target Est	111.89

Fair Value

XX.XX Undervalued 18% Est. Return

View details

Related Research

Analyst Report: Capital One Financial Corp. Ranked by assets and deposits, Capital One is one of the largest banks in the U.S., with...

View more

All News Press Releases Research Reports SEC Filings



Green Street Gets \$56M Silver Spring Affordable Housing Development Underway

A joint venture between Green Street Housing and TM Associates Development broke ground Monday on the Sligo Apartments, a \$55...



Here's Why You Should Never Shop Without Capital One Shopping Again

If you shop online often, make sure you use tools to find the best deals. Capital One Shopping can help you save money and earn...

Morningstar Rating

Rating	Fair Value	Economic Moat
Subscribe	Subscribe	Subscribe

People Also Watch

Symbol	Last Price	Change	% Change
DFS	95.62	+2.62	+2.82%
BK	48.71	+0.39	+0.81%
PNC	139.00	+5.04	+3.76%
USB	39.38	+1.26	+3.31%
AXP	173.76	+2.99	+1.75%

Similar to COF

Symbol	Last Price	Change	% Change
ALLY	30.86	+1.64	+5.61%
DFS	95.62	+2.62	+2.82%
AXP	173.76	+2.99	+1.75%
MA	414.36	+0.53	+0.13%
SYF	33.83	+1.47	+4.54%

JPMorgan Chase & Co. (JPM)

NYSE - NYSE Delayed Price. Currency in USD

Follow

[Visitors trend](#)
[2W ↑](#)
[10W ↑](#)
[9M ↑](#)

Quote Lookup


156.84 **+0.76 (+0.49%)**
157.10 **+0.26 (+0.17%)**

At close: 04:00PM EST

After hours: 07:56PM EST

[Summary](#)
[Company Insights](#)
[Chart](#)
[Conversations](#)
[Statistics](#)
[Historical Data](#)
[Profile](#)
[Financials](#)
[Analysis](#)
[Options](#)
[Holders](#)
[Sustainability](#)

Advertisement



[Major Holders](#)
[Insider Roster](#)
[Insider Transactions](#)

Major Holders Breakdown

Currency in USD

0.88%	% of Shares Held by All Insider
71.11%	% of Shares Held by Institutions
71.74%	% of Float Held by Institutions
4,497	Number of Institutions Holding Shares

Top Institutional Holders

Holder	Shares	Date Reported	% Out	Value
Vanguard Group Inc	272,351,064	Sep 29, 2023	9.42%	42,715,539,880
Blackrock Inc.	189,482,263	Sep 29, 2023	6.55%	29,718,397,435
State Street Corporation	121,967,096	Sep 29, 2023	4.22%	19,129,318,889
Morgan Stanley	62,941,343	Sep 29, 2023	2.18%	9,871,720,005
Geode Capital Management, LLC	54,326,192	Sep 29, 2023	1.88%	8,520,519,754
Bank of America Corporation	52,975,614	Sep 29, 2023	1.83%	8,308,695,105
FMR, LLC	49,417,639	Sep 29, 2023	1.71%	7,750,662,319
Wellington Management Group, LLP	42,421,711	Sep 29, 2023	1.47%	6,653,420,997
Capital International Investors	39,388,217	Sep 29, 2023	1.36%	6,177,647,810
Capital World Investors	37,265,753	Sep 29, 2023	1.29%	5,844,760,564

Top Mutual Fund Holders

Holder	Shares	Date Reported	% Out	Value
Vanguard Total Stock Market Index Fund	91,119,166	Jun 29, 2023	3.15%	14,291,129,661
Vanguard 500 Index Fund	69,836,037	Sep 29, 2023	2.42%	10,953,083,787
Fidelity 500 Index Fund	33,478,132	Aug 30, 2023	1.16%	5,250,710,100
SPDR S&P 500 ETF Trust	32,670,928	Sep 29, 2023	1.13%	5,124,108,227
iShares Core S&P 500 ETF	27,422,809	Sep 29, 2023	0.95%	4,300,993,263
Vanguard Index-Value Index Fund	24,920,868	Sep 29, 2023	0.86%	3,908,588,845

People Also Watch

Symbol	Last Price	Change	% Change
C Citigroup Inc.	47.23	+1.13	+2.45%
BAC Bank of America Corporation	30.96	+0.47	+1.54%
WFC Wells Fargo & Company	45.02	+0.43	+0.96%
BA The Boeing Company	233.87	+2.24	+0.97%
GS The Goldman Sachs Group, Inc.	348.43	+6.89	+2.02%

Similar to JPM

Symbol	Last Price	Change	% Change
BAC Bank of America Corporation	30.96	+0.47	+1.54%
C Citigroup Inc.	47.23	+1.13	+2.45%
WFC Wells Fargo & Company	45.02	+0.43	+0.96%
TD The Toronto-Dominion Bank	60.70	-0.29	-0.48%
RY Royal Bank of Canada	91.09	+0.69	+0.76%

[Data Disclaimer](#)
[Help](#)
[Suggestions](#)
[Terms and Privacy Policy](#)
 Your Privacy Choices
[CA Privacy Notice](#)
[About Our Ads](#)
[Sitemap](#)
 X f in
 © 2023 Yahoo. All rights reserved.

Morgan Stanley (MS)

NYSE - NYSE Delayed Price. Currency in USD

Follow

Visitors trend 2W ↑ 10W ↑ 9M ↑

Quote Lookup


80.89 **+1.55 (+1.95%)** **80.93** **+0.04 (+0.05%)**

At close: 04:00PM EST

After hours: 07:58PM EST

Summary Company Insights Chart Conversations Statistics Historical Data Profile Financials Analysis Options **Holders** Sustainability

Advertisement



Major Holders Insider Roster Insider Transactions

Major Holders Breakdown

Currency in USD

23.01%	% of Shares Held by All Insider
63.64%	% of Shares Held by Institutions
82.66%	% of Float Held by Institutions
2,216	Number of Institutions Holding Shares

Top Institutional Holders

Holder	Shares	Date Reported	% Out	Value
Mitsubishi UFJ Financial Group Inc	377,085,167	Sep 29, 2023	22.97%	30,502,418,928
State Street Corporation	111,790,911	Sep 29, 2023	6.81%	9,042,766,722
Vanguard Group Inc	109,646,393	Sep 29, 2023	6.68%	8,869,296,662
Blackrock Inc.	87,625,023	Sep 29, 2023	5.34%	7,087,988,056
JP Morgan Chase & Company	52,713,950	Sep 29, 2023	3.21%	4,264,031,383
Wellington Management Group, LLP	32,819,616	Sep 29, 2023	2.00%	2,654,778,718
Geode Capital Management, LLC	23,620,478	Sep 29, 2023	1.44%	1,910,660,451
Capital Research Global Investors	23,488,751	Sep 29, 2023	1.43%	1,900,005,054
FMR, LLC	23,474,452	Sep 29, 2023	1.43%	1,898,848,407
Bank of America Corporation	23,499,615	Sep 29, 2023	1.43%	1,900,883,843

Top Mutual Fund Holders

Holder	Shares	Date Reported	% Out	Value
Vanguard Total Stock Market Index Fund	39,039,896	Jun 29, 2023	2.38%	3,157,937,163
Vanguard 500 Index Fund	30,656,158	Sep 29, 2023	1.87%	2,479,776,601
Fidelity 500 Index Fund	14,923,779	Aug 30, 2023	0.91%	1,207,184,474
SPDR S&P 500 ETF Trust	14,343,242	Sep 29, 2023	0.87%	1,160,224,836
MFS Series Trust I-MFS Value Fund	12,117,292	Aug 30, 2023	0.74%	980,167,742
iShares Core S&P 500 ETF	12,039,535	Sep 29, 2023	0.73%	973,877,978

People Also Watch

Symbol	Last Price	Change	% Change
GS The Goldman Sachs Group, Inc.	348.43	+6.89	+2.02%
WFC Wells Fargo & Company	45.02	+0.43	+0.96%
JPM JPMorgan Chase & Co.	156.84	+0.76	+0.49%
C Citigroup Inc.	47.23	+1.13	+2.45%
AXP American Express Company	173.76	+2.99	+1.75%

Similar to MS

Symbol	Last Price	Change	% Change
GS The Goldman Sachs Group, Inc.	348.43	+6.89	+2.02%
SCHW The Charles Schwab Corporation	63.16	+1.84	+3.00%
MC Moelis & Company	49.22	+1.77	+3.73%
IBKR Interactive Brokers Group, Inc.	78.14	+0.30	+0.39%
MARA Marathon Digital Holdings, Inc.	13.70	+1.73	+14.45%

Data Disclaimer Help Suggestions
 Terms and Privacy Policy
 Your Privacy Choices
 CA Privacy Notice
 About Our Ads Sitemap

© 2023 Yahoo. All rights reserved.

The Goldman Sachs Group, Inc. (GS)

NYSE - NYSE Delayed Price. Currency in USD

Follow

Visitors trend 2W ↓ 10W ↑ 9M ↑

Quote Lookup

348.43 +6.89 (+2.02%) **348.75** +0.32 (+0.09%)

At close: 04:00PM EST

After hours: 07:55PM EST

Summary Company Insights Chart Conversations Statistics Historical Data Profile Financials Analysis Options Holders Sustainability

Advertisement



Major Holders Insider Roster Insider Transactions

Major Holders Breakdown

Currency in USD

0.55%	% of Shares Held by All Insider
71.41%	% of Shares Held by Institutions
71.81%	% of Float Held by Institutions
2,342	Number of Institutions Holding Shares

Top Institutional Holders

Holder	Shares	Date Reported	% Out	Value
Vanguard Group Inc	28,838,062	Sep 29, 2023	8.84%	10,048,045,731
Blackrock Inc.	22,585,616	Sep 29, 2023	6.93%	7,869,506,017
State Street Corporation	19,115,611	Sep 29, 2023	5.86%	6,660,452,200
Geode Capital Management, LLC	6,165,375	Sep 29, 2023	1.89%	2,148,201,566
Morgan Stanley	5,693,331	Sep 29, 2023	1.75%	1,983,727,278
Capital World Investors	5,674,383	Sep 29, 2023	1.74%	1,977,125,227
Dodge & Cox Inc	5,541,257	Sep 29, 2023	1.70%	1,930,740,135
Fisher Asset Management, LLC	5,365,561	Sep 29, 2023	1.65%	1,869,522,379
Massachusetts Financial Services Co.	5,167,679	Sep 29, 2023	1.58%	1,800,574,356
Price (T.Rowe) Associates Inc	4,678,472	Sep 29, 2023	1.43%	1,630,119,964

Top Mutual Fund Holders

Holder	Shares	Date Reported	% Out	Value
Vanguard Total Stock Market Index Fund	9,507,503	Jun 29, 2023	2.92%	3,312,699,200
Vanguard 500 Index Fund	7,270,613	Sep 29, 2023	2.23%	2,533,299,634
SPDR Dow Jones Industrial Average ETF	5,441,586	Sep 29, 2023	1.67%	1,896,011,770
Dodge & Cox Stock Fund	3,993,000	Sep 29, 2023	1.22%	1,391,280,960
Fidelity 500 Index Fund	3,808,569	Aug 30, 2023	1.17%	1,327,019,668
SPDR S&P 500 ETF Trust	3,706,214	Sep 29, 2023	1.14%	1,291,356,116

People Also Watch

Symbol	Last Price	Change	% Change
MS Morgan Stanley	80.89	+1.55	+1.95%
JPM JPMorgan Chase & Co.	156.84	+0.76	+0.49%
WFC Wells Fargo & Company	45.02	+0.43	+0.96%
C Citigroup Inc.	47.23	+1.13	+2.45%
AXP American Express Company	173.76	+2.99	+1.75%

Similar to GS

Symbol	Last Price	Change	% Change
MS Morgan Stanley	80.89	+1.55	+1.95%
SCHW The Charles Schwab Corporation	63.16	+1.84	+3.00%
MARA Marathon Digital Holdings, Inc.	13.70	+1.73	+14.45%
IBKR Interactive Brokers Group, Inc.	78.14	+0.30	+0.39%
RIOT Riot Platforms, Inc.	13.77	+1.22	+9.72%

Data Disclaimer Help Suggestions
 Terms and Privacy Policy
 Your Privacy Choices
 CA Privacy Notice
 About Our Ads Sitemap

 © 2023 Yahoo. All rights reserved.

U.S. Bancorp (USB)

NYSE - NYSE Delayed Price. Currency in USD

Follow

Visitors trend 2W ↓ 10W ↑ 9M ↑

Quote Lookup


39.38 **+1.26 (+3.31%)** **39.50** **+0.12 (+0.30%)**

At close: 04:00PM EST

After hours: 07:55PM EST

Summary Company Insights Chart Conversations Statistics Historical Data Profile Financials Analysis Options Holders Sustainability

Advertisement



Major Holders Insider Roster Insider Transactions

Major Holders Breakdown

Currency in USD

0.15%	% of Shares Held by All Insider
77.25%	% of Shares Held by Institutions
77.37%	% of Float Held by Institutions
2,078	Number of Institutions Holding Shares

Top Institutional Holders

Holder	Shares	Date Reported	% Out	Value
Vanguard Group Inc	136,513,206	Sep 29, 2023	8.77%	5,375,890,198
Blackrock Inc.	113,589,436	Sep 29, 2023	7.30%	4,473,152,111
MUFG Bank Ltd	68,374,155	Sep 29, 2023	4.39%	2,692,574,296
State Street Corporation	63,788,956	Sep 29, 2023	4.10%	2,512,009,155
JP Morgan Chase & Company	61,873,523	Sep 29, 2023	3.97%	2,436,579,401
FMR, LLC	37,470,199	Sep 29, 2023	2.41%	1,475,576,476
Charles Schwab Investment Management, Inc.	31,120,947	Sep 29, 2023	2.00%	1,225,542,926
Geode Capital Management, LLC	29,215,963	Sep 29, 2023	1.88%	1,150,524,654
Price (T.Rowe) Associates Inc	28,292,029	Sep 29, 2023	1.82%	1,114,140,132
Bank of America Corporation	26,427,451	Sep 29, 2023	1.70%	1,040,713,048

Top Mutual Fund Holders

Holder	Shares	Date Reported	% Out	Value
Vanguard Total Stock Market Index Fund	47,746,497	Jun 29, 2023	3.07%	1,880,257,102
Vanguard 500 Index Fund	37,419,767	Sep 29, 2023	2.40%	1,473,590,464
Schwab Strategic Tr-Schwab U.S. Dividend Equity ETF	21,886,953	Aug 30, 2023	1.41%	861,908,232
SPDR S&P 500 ETF Trust	17,503,960	Sep 29, 2023	1.12%	689,305,963
Fidelity 500 Index Fund	15,980,820	Aug 30, 2023	1.03%	629,324,708
JP Morgan Equity Income Fund	15,626,884	Sep 29, 2023	1.00%	615,386,708

People Also Watch

Symbol	Last Price	Change	% Change
BK	48.71	+0.39	+0.81%
The Bank of New York Mellon Corporation			
PNC	139.00	+5.04	+3.76%
The PNC Financial Services Group, Inc.			
WFC	45.02	+0.43	+0.96%
Wells Fargo & Company			
AXP	173.76	+2.99	+1.75%
American Express Company			
MS	80.89	+1.55	+1.95%
Morgan Stanley			

Similar to USB

Symbol	Last Price	Change	% Change
TFC	33.27	+1.13	+3.52%
Truist Financial Corporation			
PNC	139.00	+5.04	+3.76%
The PNC Financial Services Group, Inc.			
KEY	13.22	+0.83	+6.70%
KeyCorp			
FITB	30.58	+1.63	+5.63%
Fifth Third Bancorp			
CFG	28.52	+1.25	+4.58%
Citizens Financial Group, Inc.			

Data Disclaimer Help Suggestions
 Terms and Privacy Policy
 Your Privacy Choices
 CA Privacy Notice
 About Our Ads Sitemap

 © 2023 Yahoo. All rights reserved.

Wells Fargo & Company (WFC)

NYSE - NYSE Delayed Price. Currency in USD

Follow

Visitors trend 2W ↑ 10W ↑ 9M ↑

Quote Lookup

45.02 **+0.43 (+0.96%)**


At close: 04:00PM EST

45.07 **+0.05 (+0.11%)**

After hours: 07:59PM EST

Summary Company Insights Chart Conversations Statistics Historical Data Profile Financials Analysis Options Holders Sustainability

Advertisement



Major Holders Insider Roster Insider Transactions

Major Holders Breakdown

Currency in USD

0.09%	% of Shares Held by All Insider
76.40%	% of Shares Held by Institutions
76.47%	% of Float Held by Institutions
2,504	Number of Institutions Holding Shares

Top Institutional Holders

Holder	Shares	Date Reported	% Out	Value
Vanguard Group Inc	323,187,751	Sep 29, 2023	8.90%	14,549,912,697
Blackrock Inc.	258,720,792	Sep 29, 2023	7.12%	11,647,610,174
FMR, LLC	174,092,985	Sep 29, 2023	4.79%	7,837,666,264
State Street Corporation	143,967,670	Sep 29, 2023	3.96%	6,481,424,569
Dodge & Cox Inc	118,133,045	Sep 29, 2023	3.25%	5,318,349,739
JP Morgan Chase & Company	106,447,417	Sep 29, 2023	2.93%	4,792,262,762
Price (T.Rowe) Associates Inc	76,110,979	Sep 29, 2023	2.10%	3,426,516,309
Geode Capital Management, LLC	69,009,548	Sep 29, 2023	1.90%	3,106,809,882
Capital International Investors	68,948,352	Sep 29, 2023	1.90%	3,104,054,838
Norges Bank Investment Management	49,641,392	Dec 30, 2022	1.37%	2,234,855,490

Top Mutual Fund Holders

Holder	Shares	Date Reported	% Out	Value
Vanguard Total Stock Market Index Fund	117,012,929	Jun 29, 2023	3.22%	5,267,922,117
Vanguard 500 Index Fund	87,936,399	Sep 29, 2023	2.42%	3,958,896,723
Dodge & Cox Stock Fund	81,393,741	Sep 29, 2023	2.24%	3,664,346,257
Fidelity 500 Index Fund	42,985,978	Aug 30, 2023	1.18%	1,935,228,749
SPDR S&P 500 ETF Trust	41,132,739	Sep 29, 2023	1.13%	1,851,795,928
iShares Core S&P 500 ETF	34,525,754	Sep 29, 2023	0.95%	1,554,349,460

People Also Watch

Symbol	Last Price	Change	% Change
BAC Bank of America Corporation	30.96	+0.47	+1.54%
JPM JPMorgan Chase & Co.	156.84	+0.76	+0.49%
C Citigroup Inc.	47.23	+1.13	+2.45%
GS The Goldman Sachs Group, Inc.	348.43	+6.89	+2.02%
MS Morgan Stanley	80.89	+1.55	+1.95%

Similar to WFC

Symbol	Last Price	Change	% Change
C Citigroup Inc.	47.23	+1.13	+2.45%
BAC Bank of America Corporation	30.96	+0.47	+1.54%
JPM JPMorgan Chase & Co.	156.84	+0.76	+0.49%
TD The Toronto-Dominion Bank	60.70	-0.29	-0.48%
UBS UBS Group AG	28.68	+0.43	+1.52%

Data Disclaimer Help Suggestions
 Terms and Privacy Policy
 Your Privacy Choices
 CA Privacy Notice
 About Our Ads Sitemap

 © 2023 Yahoo. All rights reserved.